

SD-401-M-V2

SD-404-V2

SD-424-V2

802.3af/802.3at/802.3bt

1G/2.5Gbps Modular PoE Surge Protectors




SD-401-M-V2



SD-404-V2



SD-424-V2

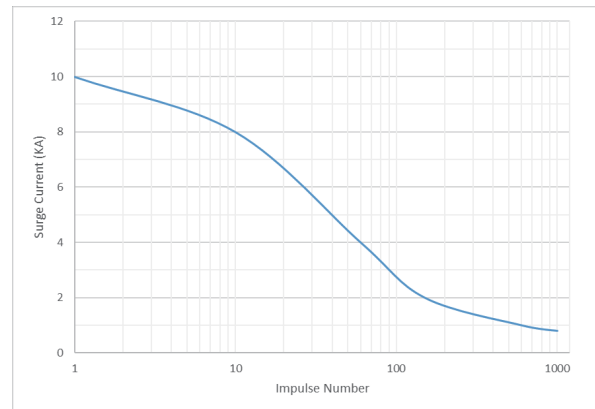


The use of surge protectors to protect sensitive and expensive equipment from lightning strikes and surges on Ethernet cables has become very important. SD-404-V2 and SD-424-V2 are PoE surge protectors with modular-design that keeps PoE switches, PoE PDs and any other IP devices safe from lightning and other forms of electrical interference such as power surges and spikes over networking cables. The replacement module design allows you to swap the modules without removing the entire unit from the din-rail or the rack. These units are fully compatible with 802.3af/802.3at/802.3bt standard, providing protection to both Ethernet data and PoE power feed, these include outdoor IP cameras, wireless AP and other networking devices. These harden-graded PoE surge protectors operating between -40°C and 85°C during harsh weather conditions, plug-and-play design defends the surge up to 20KV / 10KA easily.

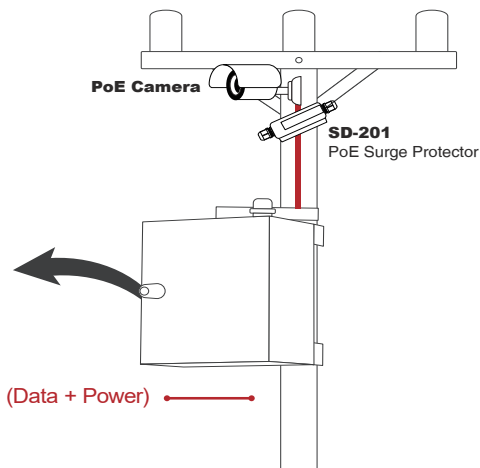
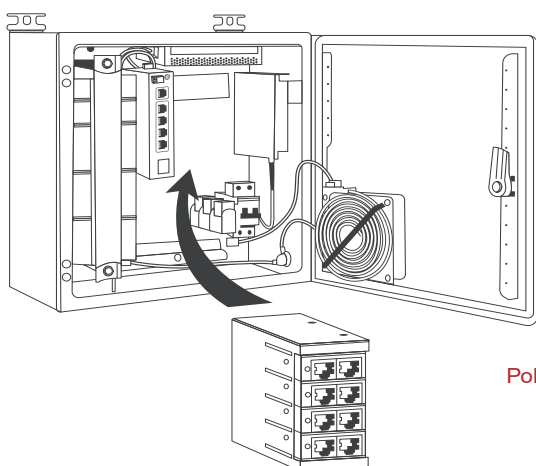
Features

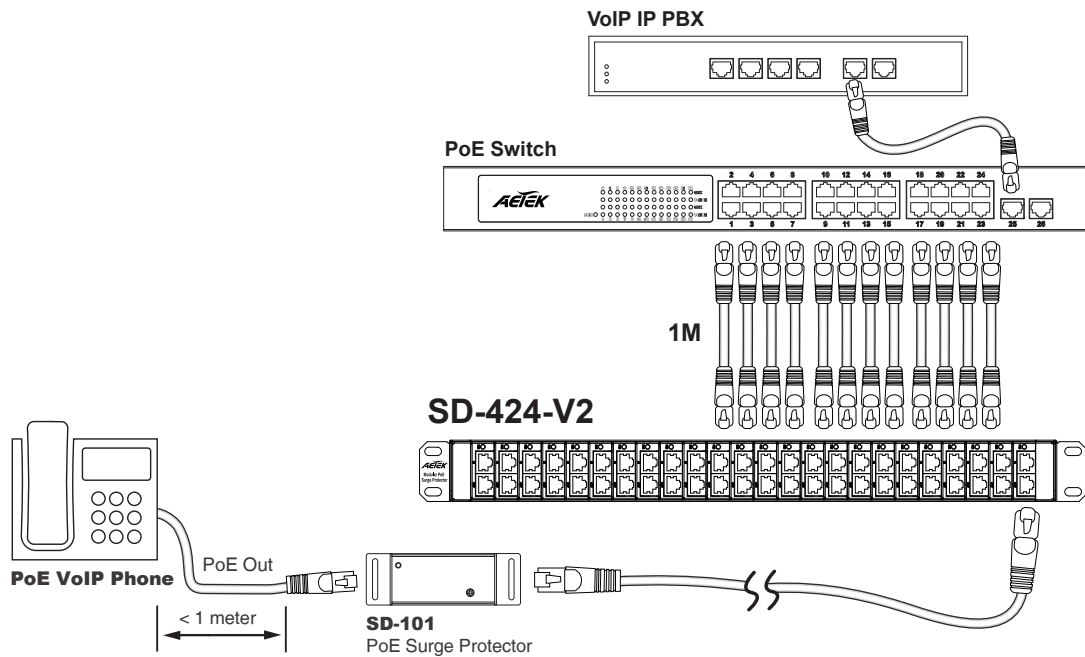
- Slide-in modular design
- Quick swap when life time of single PoE surge module is expired
- Supports 10M/100M/1G/2.5G bps Ethernet
- Supports 802.3af / 802.3at / 802.3bt
- Protects eight wires of networking cable including PoE
- Protects up to 20KV / 10KA surge
- Failure LED indicator
- Operating temperature between -40°C to 85 °C

Surge Current vs Impulse Number



Applications









Specifications

	SD-401-M-V2	SD-404-V2	SD-424-V2
Specifications			
PoE Surge Channel	1	4	24
Pass Through Data Rates	10M/100M/1G/2.5G bps	10M/100M/1G/2.5G bps	10M/100M/1G/2.5G bps
Transmission Media	Cat. 5e,6 UTP/STP	Cat. 5e,6 UTP/STP	Cat. 5e,6 UTP/STP
PoE Support	802.3af / 802.3at / 802.3bt	802.3af / 802.3at / 802.3bt	802.3af / 802.3at / 802.3bt
Max Discharge Current (8/20us)	10KA	10KA	10KA
Maximum Operation DC Voltage	60VDC	60VDC	60VDC
Maximum Operation DC Current	1A for 2 pair, 2A for 4 pair, 95W maximum	1A for 2 pair, 2A for 4 pair, 95W maximum	1A for 2 pair, 2A for 4 pair, 95W maximum
Common Mode Protection Level (10/700us)	20KV	20KV	20KV
Differential Mode Protection Level (10/700us)	4KV	4KV	4KV
Clamping Voltage (Line to GND)	75~600V	75~600V	75~600V
Clamping Voltage (Line to Line)	20V	20V	20V
Insertion Loss @ 10MHz/100MHz	1db	1db	1db
Return Loss @ 10MHz/100MHz	-20db	-20db	-20db
Response Time	1ns	1ns	1ns
Mechanical Specifications			
Dimensions (L x W x H)	41 x 80 x 17 mm	88 x 85 x 44mm	440 x 85 x 44mm
Weight	0.06KG	0.6KG	3KG
Connectors	RJ45 x 2pcs	RJ45 x 8pcs	RJ45 x 48pcs
Environmental Specifications			
Operating Temperature	-40°C~ 85°C (-40°F~ 185°F)	-40°C~ 85°C (-40°F~ 185°F)	-40°C~ 85°C (-40°F~ 185°F)
Storage Temperature	-40°C~ 85°C (-40°F~ 185°F)	-40°C~ 85°C (-40°F~ 185°F)	-40°C~ 85°C (-40°F~ 185°F)
Operating Humidity	5% ~ 95% non-condensing	5% ~ 95% non-condensing	5% ~ 95% non-condensing
Certifications			
EMC	CE, FCC, VCCI, C-Tick	CE, FCC, VCCI, C-Tick	CE, FCC, VCCI, C-Tick
Surge	ITU-T K.21 IEC-61643-21 IEC-61000-4-5 TIA-968-A (FCC Part68)	ITU-T K.21 IEC-61643-21 IEC-61000-4-5 TIA-968-A (FCC Part68)	ITU-T K.21 IEC-61643-21 IEC-61000-4-5 TIA-968-A (FCC Part68)

Related Products

Surge Protectors

	<p>SD-401-M-V2</p> <ul style="list-style-type: none">• 1-CH PoE Surge Protector Modular• 10/100/1000M/2.5Gbps, 20KV Surge Protector		<p>SD-404-V2</p> <ul style="list-style-type: none">• 4-CH PoE Surge Protector Modular• 10/100/1000M/2.5Gbps, 20KV Surge Protector
	<p>SD-424-V2</p> <ul style="list-style-type: none">• 24-CH PoE Surge Protector Modular• 10/100/1000M/2.5Gbps, 20KV Surge Protector		<p>SD-424-C</p> <ul style="list-style-type: none">• 19" 1U 24-CH Chassis