

Model	Description	Model	Description
D40-044-30	4xGbE 30W PoE + 2xGbE RJ45 + 2xGbE SFP	D40-044-30-DC	4xGbE 30W PoE + 2xGbE RJ45 + 2xGbE SFP 12-56 VDC Input
D40-044-91	4xGbE 90W bt PoE + 2xGbE RJ45 + 2xGbE SFP	D40-044-91-DC	4xGbE 90W bt PoE + 2xGbE RJ45 + 2xGbE SFP 12-56 VDC Input
D40-082-30	8xGbE 30W PoE + 2xGbE SFP	D40-082-30-DC	8xGbE 30W PoE + 2xGbE SFP, 12-56 VDC Input

PACKAGE CONTENTS

* 1x PoE switch	* 1x Quick Installation Guide	* 1x DIN rail bracket
* 1x 4pin terminal block		

⚠ IMPORTANT:

1. Install the PoE switch in a ventilated and dry place that is free of electromagnetic source, vibration, moisture, and dust.
2. Make sure the ventilation openings on the switch are not blocked.
3. Use fiber optic cables and transceiver compliant with the following: Multi-mode: 50/125um, 62.5/25um, 850nm; Single-mode: 9/125um, 1310nm.
4. DC input. Follow the printed polarity for V+, V-, and Ground.

CONNECTION

1. Pull out the 4-pin terminal block.
2. Connect power wires to V+ and V-. Use a flatblade screwdriver to secure the wire-clamp screws.
3. Connect SFP transceiver to the fiber port.
4. Install the 4-pin terminal block, and check power LED.
5. The switch must be grounded properly by using a ground wire to connect switch ground screw to earth ground, otherwise, the surge protection level will be greatly reduced.

Power LEDs

LED	Color	State	Description
Power	Green	ON	The switch is powered on correctly.
		Off	Not receiving power from power 1 or power 2.
PoE Link	Amber	ON	PD is detected on the designated port.
		Off	No PD is detected.
Data Link	Green	ON	Tx link is detected.
		Off	Link is not detected.
		Flashing	Data is being transmitted or received.
SFP Link	Green	ON	Fiber link is detected.
		Off	Fiber link is not detected.
		Flashing	Data is being transmitted or received.

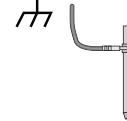
All Specifications are subject to change without notice.

RESET

Reset the switch	3 seconds	Blinking Green	All LEDs off
------------------	-----------	----------------	--------------

⚠ IMPORTANT:

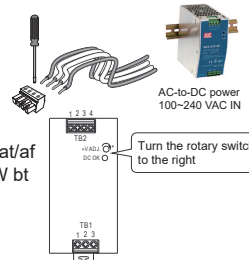
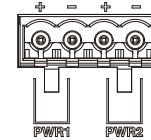
Ground screw



Solid or stranded (AWG): 12-24/14-22

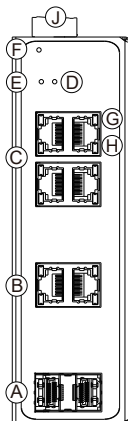
Wire strip length: 7-8mm

Torque: 5lb-In/0.5Nm/0.56Nm

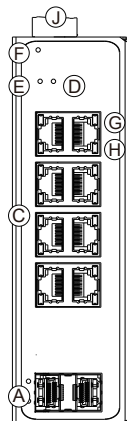


DC: 48V ~ 56V for 30W at/af
DC: 52 ~ 56VDC for 90W bt

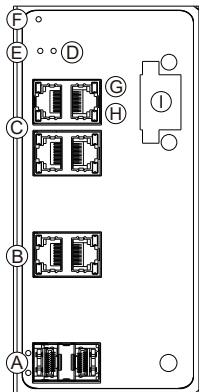
D40-044-30
D40-044-91



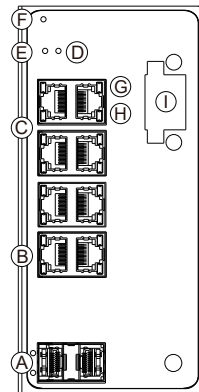
D40-082-30



D40-044-30-DC
D40-044-91-DC



D40-082-30-DC



- Ⓐ GbE SFP ports
- Ⓑ RJ45 ports
- Ⓒ GbE PoE RJ45 ports
- Ⓓ Power1 LED
- Ⓔ Power2 LED
- Ⓕ Reset button
- Ⓖ PoE link LED
- Ⓗ Data link LED
- Ⓘ 12~56VDC Input
- ⓵ 48~56VDC Input

All specifications are subject to change without notice.
Copyright © 2024 AETEK INC. All rights reserved.