

INTRODUCTION

Model	Description
SD-101	Indoor 10M/100M/1G/2.5G bps surge protector against lightning or transient voltage
SD-102	Indoor 10M/100M/1G/2.5G/10G bps surge protector against lightning or transient voltage
SD-201	Outdoor 10M/100M/1G/2.5G bps surge protector against lightning or transient voltage
SD-202	Outdoor 10M/100M/1G/2.5G/10G bps surge protector against lightning or transient voltage
SD-404-V2	4-ch Modular 1G/2.5G PoE surge protector
SD-424-V2	24-ch Modular 1G/2.5G PoE surge protector
SD-401-M-V2	1-ch PoE surge Modular for replacement
SD-424-C-V2	19", 1U 24-ch chassis
SD-504	4-ch Modular 1G/2.5G Smart IP PoE surge protector
SD-524	24-ch Modular 1G/2.5G Smart IP PoE surge protector
SD-501-M	1-ch Smart IP PoE surge Modular for replacement
SD-524-C	Smart IP 19", 1U 24-ch chassis

PACKAGE CONTENTS

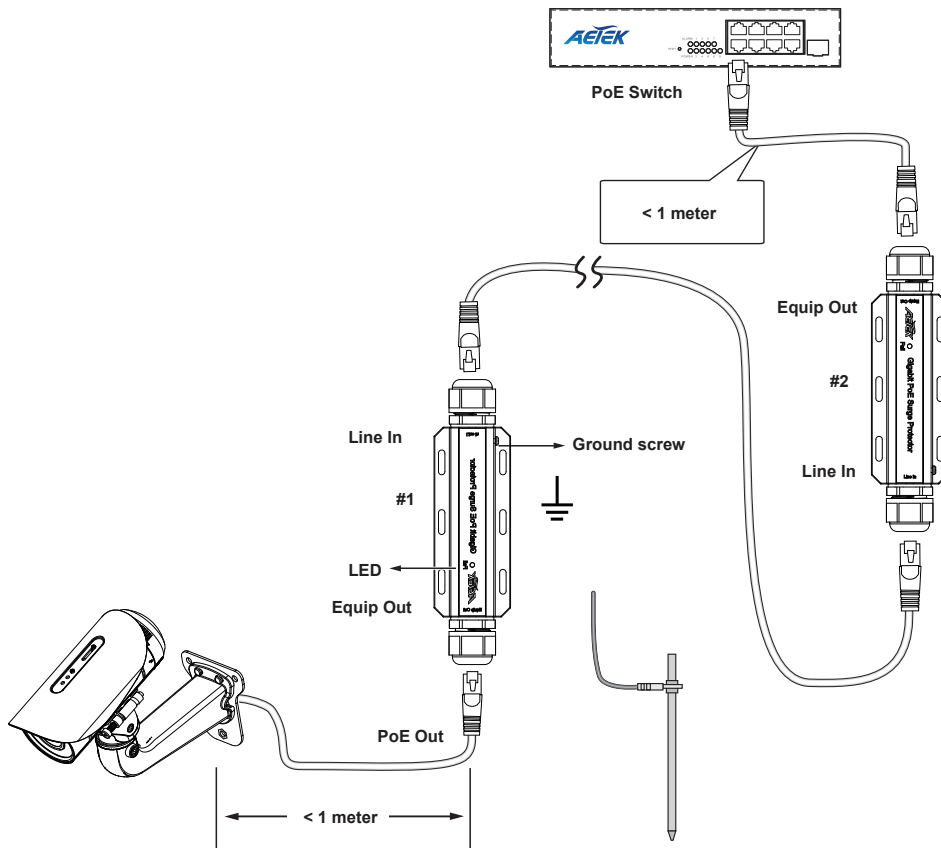
* 1x surge protector	* 1x Quick Installation Guide
----------------------	-------------------------------

⚠ IMPORTANT:

1. Use CAT5e or CAT6 UTP/STP cables.
2. The cabling distance between the surge protector and the protected device should be less than 1 meter.

CONNECTION

SD-101 / SD-102 / SD-201 / SD-202

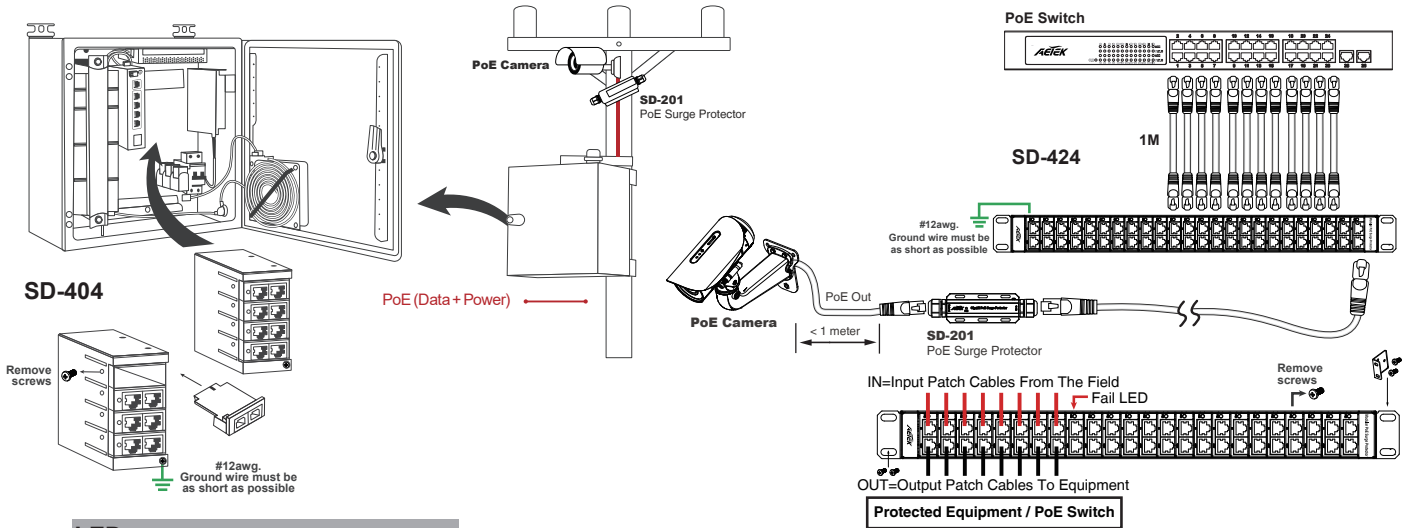


LEDs

LED definitions:

OFF when operating normally, ON when out of service life.

SD-404-V2 / SD-424-V2

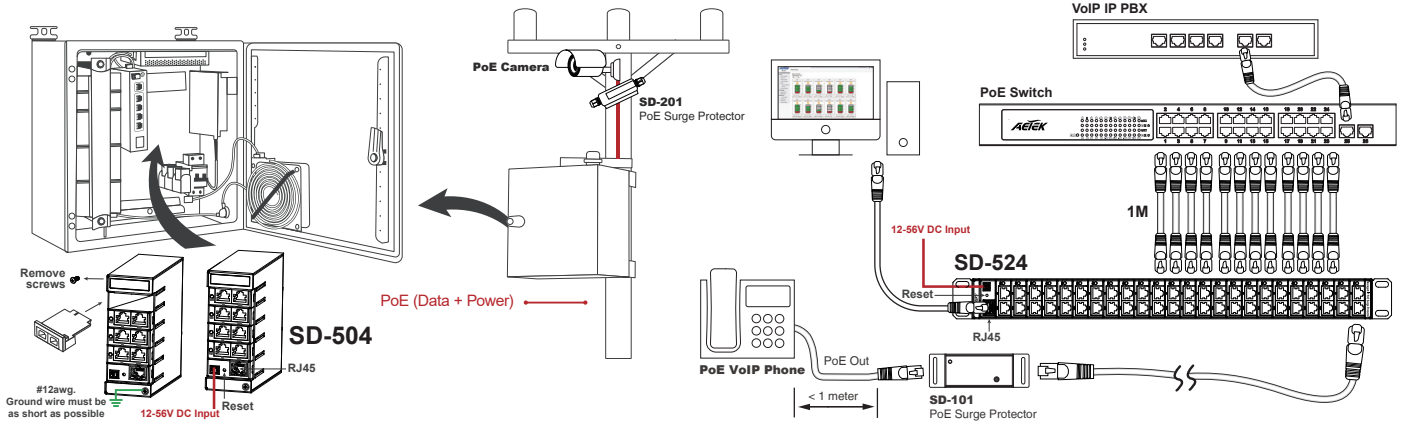


LEDs

LED definitions:

Fail	Red	OFF when operating normally, ON when out of service life.
------	-----	---

SD-504 / SD-524



DEFAULTS

IP Address	DHCP client
------------	-------------

Account / Password

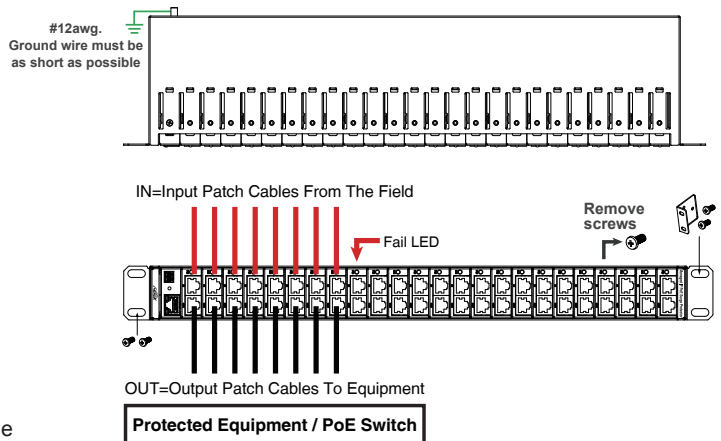
The device contains a security feature that requires a user to generate a new means of authentication before access is granted to the device for the first time.

Username

New password

New password confirm

The first time login need key in new username and password, please enter the new username and password, and then click the <Apply> button.



LEDs

Reset Button

Reset to default

15 seconds

IP Module	LAN	Green flash	Data is being transmitted or received.
		OFF	No connection.
	SYS	Yellow	ON: System is ready, Power is supplied.
Surge Module	Fail	Red	ON: Out of service life.

All specifications are subject to change without notice.
Copyright © 2021 AETEK INC. All rights reserved.