


C62-050-30-B

L2 PRO Ceiling bt PoE Switches



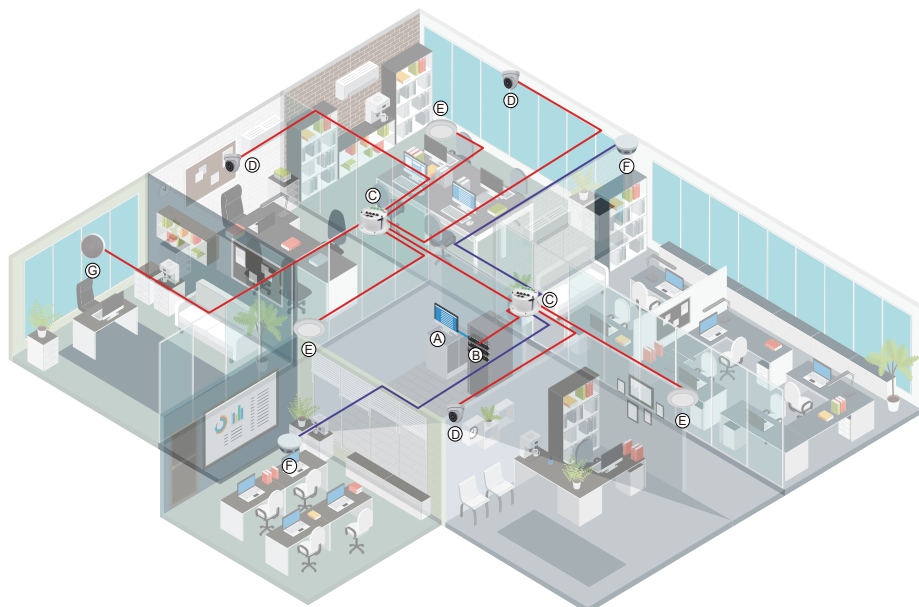
AETEK's managed C62-050-030-B Ceiling PoE Switch line with one PoE PD input port, five PoE PSE output ports, and visible LED indicator benefits from low-cost installation quick diagnostic, and low-voltage safety DC power deployment. C62-050-30-B unparalleled daisy-chain PoE feature extends long range PoE up to 300m over cat 5e/cat 6 cable without extra AC/DC power adapter in ceiling. Furthermore C62-050-30-B provides DC 12V & DC 24V output for DC device.

Besides a managed C62-050-030-B is also an IP camera / wifi ap / network speaker / other IP device controller specially designed for easy overview & management, even if installers is not familiar with advanced software of Managed PoE switch. A centralized Web GUI (Graphic User Interface) makes it easy to find IP camera / wifi ap / network speaker / other IP device and generate topology automatically once IP camera / wifi ap / network speaker / other IP device are connected to C62-050-030-B. Meanwhile, installers can easily catch comprehensive individual IP camera / wifi ap / network speaker / other IP device information including device list, IP/MAC address, topology, power consumption, and traffic monitoring thru web browser.

Features

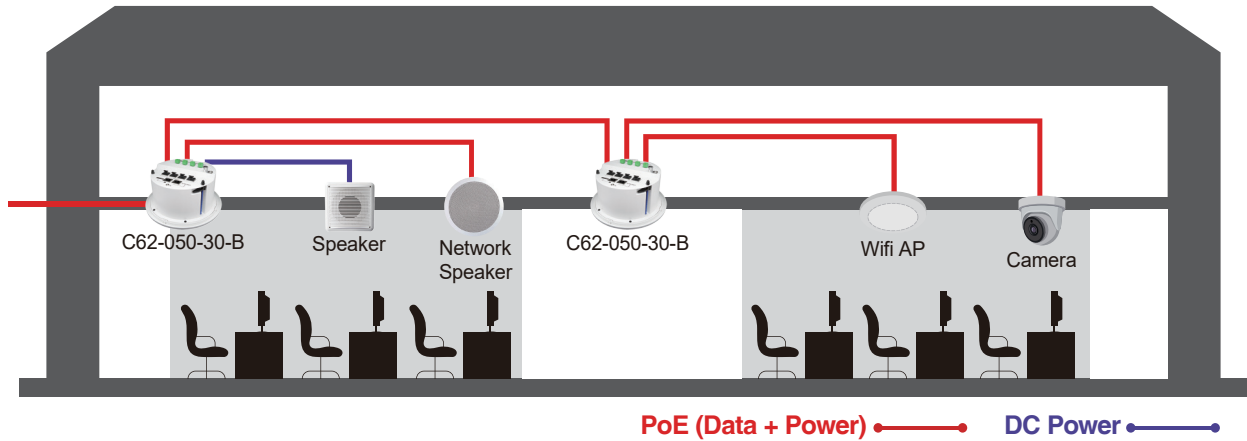
- No costly electrical installation required
- Eliminating conventional electrical supply reducing the fire event in the ceiling
- No need to switch off the power anywhere when PoE or non-PoE device is expanded or changed in ceiling
- Layer 2 Switch
 - 802.1d (STP), 802.1w (RSTP), 802.1s (MSTP)
 - Loop protection
 - SNMP v1/v2c/v3
 - QoS
 - VLAN
- Network Topology System
 - Automatic discovery for ONVIF camera
 - Generates camera topology map automatically
 - Cable diagnostic & reboot camera remotely
 - PoE management
 - Topology view / Floor view
 - Monitor / Configure / Manage ONVIF camera thru web
- Supports 10/100/1000Mbps data rates
- Support Auto-MDI/MDIX
- IEEE 802.3az Energy Efficient Ethernet standard for green power

Applications



- (A) NMS
- (B) C62-084-91-770
- (C) C62-050-30-B
- (D) Camera
- (E) Wifi AP
- (F) Smoke / Heat Detector
- (G) Network Speaker

PoE (Data + Power) ——— DC Power ——— LAN ———



IP Camera Controller Features

Device List

Show entries Search:

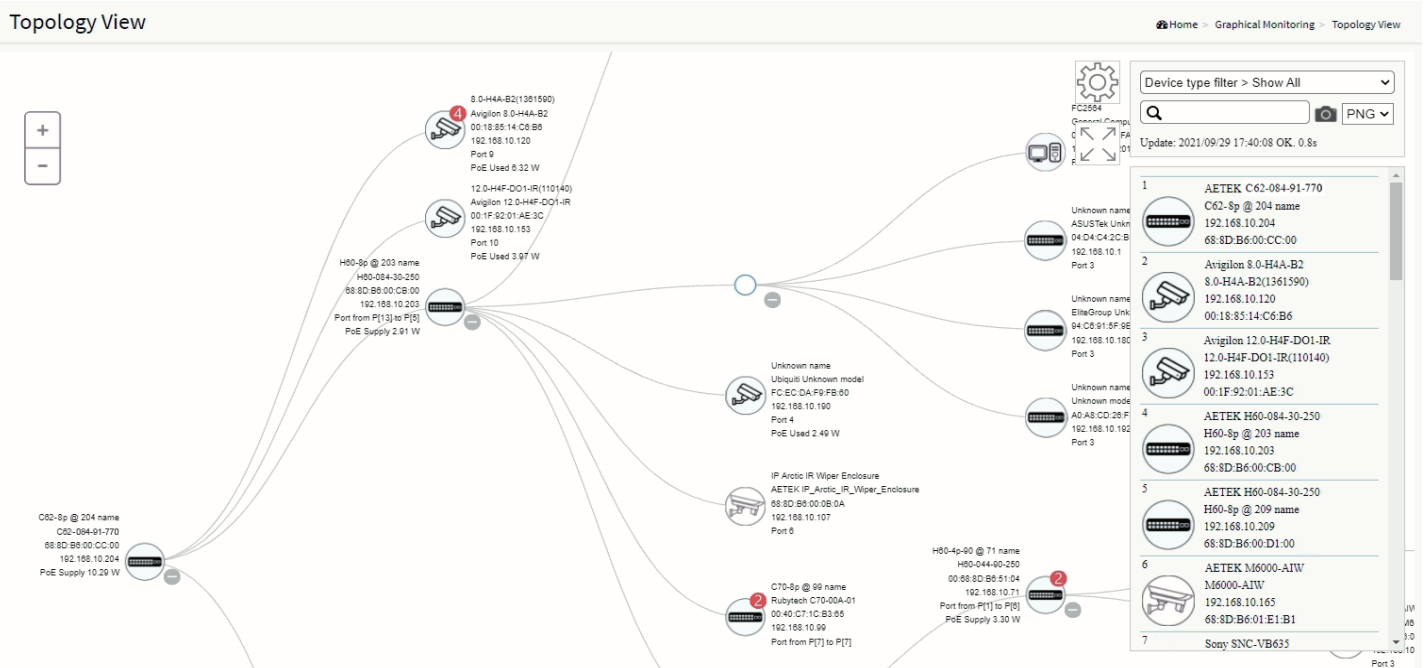
Status	Device Type	Model Name	Device Name	MAC	IP Address
Online	PoESW	C62-084-91-770	C62-8p @ 203 name	68:8D:B6:00:CB:00	192.168.10.203
Online	PoESW	H60-084-30-250	H60-8p @ 209 name	68:8D:B6:00:D1:00	192.168.10.209
Online	IPMX	M6000-AIW	M6000-AIW	68:8D:B6:01:E1:B1	192.168.10.165
Online	IP Camera	SNC-VB635	Sony	D8:D4:3C:DD:F5:C7	192.168.10.122
Online	IP Camera	WV-S1131	Panasonic_WV-S1131	BC:C3:42:71:79:D0	192.168.10.104
Online	IPSG	SD-504	SD-504	68:8D:B6:00:00:01	192.168.10.108
Online	PC	General Computer	FC2564	00:50:56:2D:FA:AC	192.168.10.201
Online	Others	Unknown model	Unknown name	04:D4:C4:2C:B5:EC	192.168.10.1
Online	Others	Unknown model	Unknown name	94:C6:91:5F:9E:EA	192.168.10.180
Online	PC	General Computer	MIS-TEMP-NB4	A0:A8:CD:26:FE:FD	192.168.10.192

Showing 1 to 10 of 29 entries

Previous 1 2 3 Next

[Edit](#)

Topology View



Device Dashboard

Topology View

Home > Graphical Monitoring > Topology View

Device Dashboard

Device Type IP Cameras

Device Name 12.0-H4F-DO1-IR(110140)

Model Name 12.0-H4F-DO1-IR

MAC Address 00:1F:92:01:AE:3C

IP Address 192.168.10.153

Http Port 80

PoE Used 4.21 W

Close Apply

Login Diagnostics PoE Reboot

Dashboard Notification Monitor

Device type filter > Show All

Update: 2021/09/29 17:38:58 OK. 0.9s

- AETEK C62-084-91-770
C62-8p @ 204 name
192.168.10.204
68:8D:B6:00:CC:00
- Avigilon 8.0-H4A-B2
8.0-H4A-B2(1361590)
192.168.10.120
00:18:85:14:C6:B6
- Avigilon 12.0-H4F-DO1-IR
12.0-H4F-DO1-IR(110140)
192.168.10.153
00:1F:92:01:AE:3C
- AETEK H60-084-30-250
H60-8p @ 203 name
192.168.10.203
68:8D:B6:00:CB:00
- AETEK H60-084-30-250
H60-8p @ 209 name
192.168.10.209
68:8D:B6:00:D1:00
- AETEK M6000-AIW
M6000-AIW
192.168.10.165
68:8D:B6:01:E1:B1
- Sony SNC-VB635

Floor Map View

Device Dashboard

Device Type PoE Switches

Device Name C62-8p-90 @ 73 name

Model Name C62-084-91-770

MAC Address 00:E0:4C:51:04:0A

IP Address 192.168.10.73

Http Port 80

PoE Supply 0 W

API Account admin73

API Password passwd73

Close Apply

Login Upgrade PoE Config Diagnostics

Dashboard Notification

Device type filter > Show All

Update: 2021/09/29 17:44:22 OK. 0.7s

- AETEK C62-084-91-770
C62-8p @ 204 name
192.168.10.204
68:8D:B6:00:CC:00
- Avigilon 8.0-H4A-B2
8.0-H4A-B2(1361590)
192.168.10.120
00:18:85:14:C6:B6
- Avigilon 12.0-H4F-DO1-IR
12.0-H4F-DO1-IR(110140)
192.168.10.153
00:1F:92:01:AE:3C
- AETEK H60-084-30-250
H60-8p @ 203 name
192.168.10.203
68:8D:B6:00:CB:00
- AETEK H60-084-30-250
H60-8p @ 209 name
192.168.10.209
68:8D:B6:00:D1:00
- AETEK M6000-AIW
M6000-AIW

Draggable: ONE

Cable Diagnostics

Diagnostics

Device Type IP Cameras

Device Name 12.0-H4F-DO1-IR(110140)

Model Name 12.0-H4F-DO1-IR

MAC Address 00:1F:92:01:AE:3C

IP Address 192.168.10.153

Icon	Diagnostic
1	AETEK C62-084-91-770 C62-8p @ 204 name 192.168.10.204 68:8D:B6:00:CC:00 Port: 10 ✓ Connection ok Speed: 100M ✓ Cable Status ok
3	Avigilon 12.0-H4F-DO1-IR 12.0-H4F-DO1-IR(110140) 192.168.10.153 00:1F:92:01:AE:3C

Back

Device type filter > Show All

Update: 2021/09/29 17:40:48 OK. 0.7s

- AETEK C62-084-91-770
C62-8p @ 204 name
192.168.10.204
68:8D:B6:00:CC:00
- Avigilon 8.0-H4A-B2
8.0-H4A-B2(1361590)
192.168.10.120
00:18:85:14:C6:B6
- Avigilon 12.0-H4F-DO1-IR
12.0-H4F-DO1-IR(110140)
192.168.10.153
00:1F:92:01:AE:3C
- AETEK H60-084-30-250
H60-8p @ 203 name
192.168.10.203
68:8D:B6:00:CB:00
- AETEK H60-084-30-250
H60-8p @ 209 name
192.168.10.209
68:8D:B6:00:D1:00
- AETEK M6000-AIW
M6000-AIW
192.168.10.165
68:8D:B6:01:E1:B1
- Sony SNC-VB635

Technical Specifications - Software

IP Surveillance Graphical User Interface Specifications	
Auto Discovery	Discover IP cameras complying ONVIF automatically
Topology View	Generate Topology maps to manage IP cameras
Traffic Monitor	Comprehensive chart to show traffic status
Cable Diagnostic	Real time to verify the cable status
PoE Management	Reboot IP camera, alive checking, PoE configuration, PoE status, Link status
PoE Management	
Port Configuration	Supports per port PoE configuration function
PoE Scheduling	Supports per port PoE scheduling to turn on/off the PoE devices (PDs).
Auto-checking	Check the link status of PDs. Reboot PDs if there is no responses
Power Delay	The switch provides power to the PDs based on delay time when PoE switch boots up, in order to protect switch from misuse of the PDs.
Layer 2 Switching Specifications	
Spanning Tree Protocol (STP)	MAC Bridges Standard Spanning Tree 802.1d, Rapid Spanning Tree (RSTP) 802.1w, Multiple Spanning Tree (MSTP) 802.1s
IP/Mac Port Trunking	Link Aggregation Control Protocol (LACP) IEEE 802.3ad , Static aggregation.
VLAN	Supports up to 4K VLANs simultaneously (out of 4096 VLAN IDs), Port-based VLAN, 802.1Q tag-based VLAN
IGMP v1/v2 Snooping	IGMP limits bandwidth-intensive multicast traffic to only the requesters.
Layer 3 Switching Specifications	
DHCP Server	Assign IP to DHCP clients
Security	
Port Security	Locks MAC addresses to ports, and limits the number of learned MAC address
Storm Control	Prevents traffic on a LAN from being disrupted by a broadcast, multicast, or unicast storm on a port
Loop Protection	To prevent unknown unicast, broadcast and multicast loops in Layer 2 switching configurations.
QoS	
Classification	Port based, 802.1p VLAN priority based
Bandwidth Control	Ingress policer, Egress shaping and rate control, Per port
Management software	
Port Mirroring	Traffic on a port can be mirrored to another port for analysis with a network analyzer
IEEE 802.1ab (LLDP)	Used by network devices for advertising their identities, capabilities, and neighbors on an IEEE 802ab local area network
Web GUI Interface	Built-in switch configuration utility for browser-based device configuration
SNMP	SNMP version1, 2c, 3
Flow Control	The IEEE 802.3x standard for monitoring high speed switched networks. It gives complete visibility into the use of networks enabling performance optimization, accounting/billing for usage, and defense against security threats
Firmware Upgrade	Web browser upgrade HTTP and TFTP
NTP	Network Time Protocol (NTP) is a networking protocol for clock synchronization between computer systems over packet-switched
Other Management	System, HTTP, HTTPS, DHCP Client, Cable Diagnostics, Syslog, IPV4/IPV6 Management

Technical Specifications-Hardware

C62-050-30-B	
Software function: NTS(Monitoring and management of surveillance)	
NTS Edge	support
NTS Server	support
Networking	
Total Gigabit Ethernet Ports	6
Gigabit Ethernet 802.3af/at PoE Ports	4
Gigabit Ethernet 802.3af/at/bt PoE Ports	1
Gigabit Ethernet PoE PD Ports (RJ45)	1
Forwarding Capacity	8.928 Mpps
Mac Table	8K
Jumbo Frames	9,216 Bytes
Switching Capacity	12 Gbps
Power	
Input Power	bt PoE
ESD	Contact ±6 KV, Air ±8 KV
Input PoE PD Power Pin Assignment	12(-), 36(+), 45(+), 78(-) or 12(+), 36(-), 45(+), 78(-)
Output Power per PoE Port	Port 1-4 : PoE IEEE 802.3af (Max. 15.4W) PoE+ IEEE 802.3at (Max. 30W) Port 5 : PoE++ IEEE 802.3bt (Max. 60W)
Output PoE Power Pin Assignment	Port 1-4 : 12(+),36(-) Port 5 : 12(-), 36(+), 45(+), 78(-)
Output Power per DC Port	1 x 12V DC@2A 1 x 24V DC@1A
Standby Power Consumption	4.32W
PoE Output Power Budget	72W
Mechanical	
Dimensions (W x D x H)	H90×φ185.16 mm
Weight	1 kg (2.2 lb)
DI	Dry Contact: Logic level 1: Close to GND Logic level 0: Open
DO	24V DC Max (100mA)
Cooling Fan	Fanless
Environmental limits	
Operating Temperature	0°C ~ 50°C (32°F ~ 122°F)
Storage Temperature	-20°C ~ 70°C (-4°F ~ 158°F)
Operating Humidity	10% to 90% non-condensing
Regulatory/ Approvals	
EMC	CE, FCC, VCCI, C-Tick
Safety	EN62368-1
MTBF	>50000 hours
Optional Accessories	
SFP Module	

Related Product

L2 PRO bt PoE Switch Line			
	<p>C62-044-91-380</p> <ul style="list-style-type: none"> • 4xGbE bt PoE + 2xGbE RJ45 + 2xGbE SFP Switch • 380W Power Budget 		<p>C62-084-91-770</p> <ul style="list-style-type: none"> • 8xGbE bt PoE + 2xGbE RJ45 + 2xGbE SFP Switch • 770W Power Budget