

Model	Description
M30-011-01	1xGbE RJ45 + 1xGbE SFP
M30-011-30	1xGbE 30W PoE + 1xGbE SFP
M30-022-01	2xGbE RJ45 + 2xGbE SFP

Model	Description
M30-022-90	2xGbE 90W PoH PoE + 2xGbE SFP
M30-022-91-V2	2xGbE 90W bt PoE + 2xGbE SFP
M31-011-01	1xGbE 30W PoE PD + 1xGbE SFP

PACKAGE CONTENTS

* 1x PoE Media Converter	* 1x Quick Installation Guide	* 1x 4-pin terminal block
* 1x DIN rail bracket (M31 No include)		

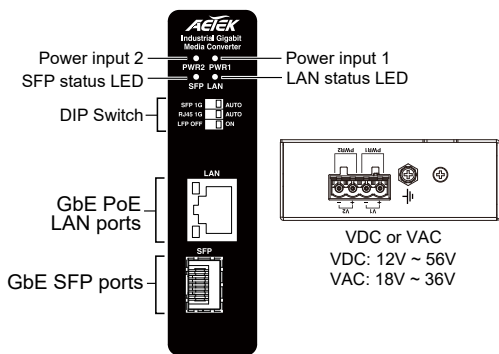
⚠ IMPORTANT:

1. Install the converter in a ventilated and dry place that is free of electromagnetic source, vibration, moisture, and dust.
2. Make sure the ventilation openings on the switch are not blocked.
3. Use fiber optic cables and transceiver compliant with the following: Multi-mode: 50/125um, 62.5/25um, 850nm; Single-mode : 9/125um ,1310nm.
4. DC input: 48V~56VDC. for 30W 802.3 at/af. DC Input:52~56VDC for 90W PoH / 90W bt. Follow the printed polarity for V+, V-, and Ground.

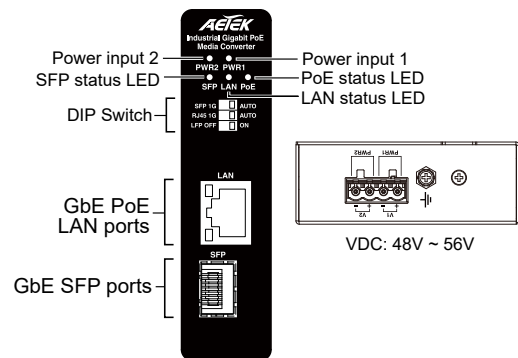
CONNECTION

1. Pull out the 4-pin terminal block.
2. Connect wires to V+ and Ground.
3. Connect SFP transceiver to the fiber port.
4. install the 4-pin terminal block. You can connect redundant power line pairs for fault tolerance.

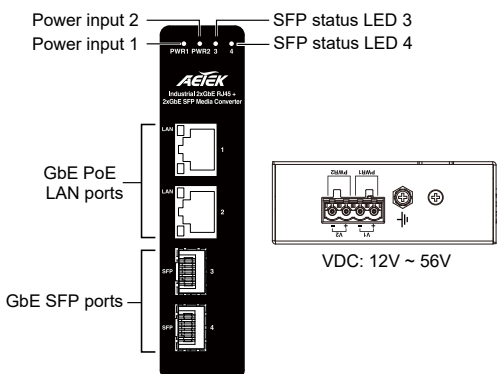
M30-011-01



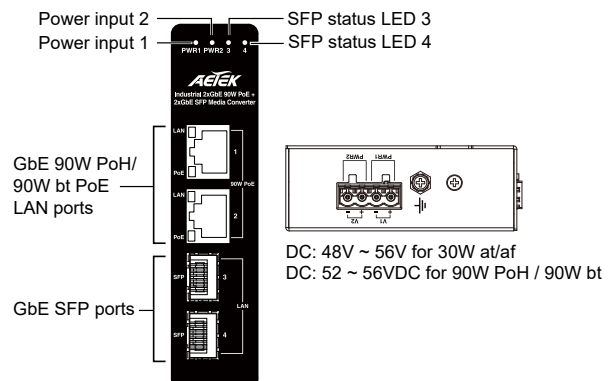
M30-011-30



M30-022-01



M30-022-90 / M30-022-91-V2



M31-011-01



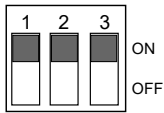
⚠ IMPORTANT:

1. Solid or stranded (AWG): 12-24/14-22.
 Wire strip length: 7-8mm
 Torque: 5lb-In/0.5Nm/0.56Nm.

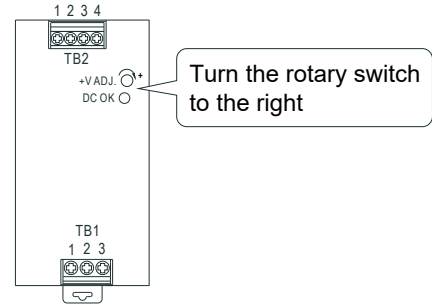
2.WARNING

- Always ground the power source to maintain a clean power input.
- Always shut off power source before connecting power wires.

M30-11-01 / M30-011-30 / M31-011-01 DIP Switch:



DIP 1	ON	SFP speed Auto (default)
	OFF	SFP speed 1000Mbps
DIP 2	ON	RJ45 speed Auto (default)
	OFF	RJ45 speed 1000Mbps
DIP 3	ON	Enable LFP function
	OFF	Disable LFP (Link Fault Pass through) (default)



LED DEFINITIONS

M30-011-01 / M30-022-01 / M31-011-01

POWER PW1/PW2	Green ON	Power is on and normal.
SFP Port	Green ON	Fiber is attached.
	Green Flashing	Data is being transmitted / received.
LAN port	Green ON	TX link is detected.
	Green Flashing	Data is being transmitted or received.

M30-011-30 / M30-022-90 / M30-022-91-V2

POWER PW1/PW2	Green ON	Power is on and normal.
SFP Port	Green ON	Fiber is attached.
	Green Flashing	Data is being transmitted / received.
LAN port	Green ON	TX link is detected.
	Green Flashing	Data is being transmitted or received.
PoE port Amber	Amber ON	PSE is activated and PD is detected.
	Amber OFF	PoE OFF

All specifications are subject to change without notice.
Copyright © 2022 AETEK INC. All rights reserved.