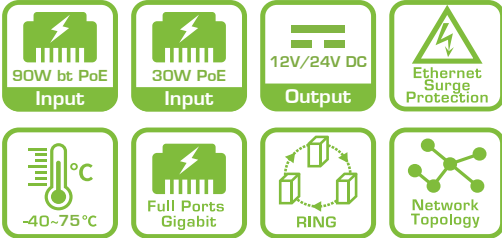


D62-040-30-BT

Industrial L2 PRO 4-Port Gigabit PoE+ Switch with 12V/24VDC Output, Digital Input/Output, 90W bt PoE Input



The D62-040-30-BT is an industrial-grade L2 PRO PoE switch with 6KV Ethernet port surge protection, making it highly resilient in harsh weather conditions ranging from -40°C to 75°C. This switch offers robust outdoor connectivity, allowing seamless power and data supply to PoE PDs, such as outdoor IP cameras, wireless APs, and various outdoor industrial applications.

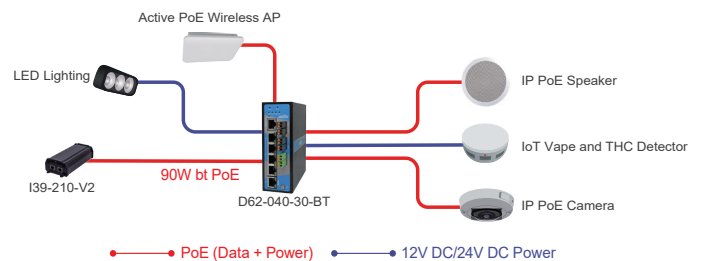
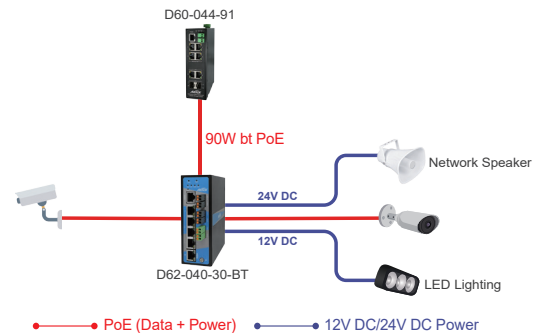
The D62-040-30-BT currently power source equipment (PSE) that provides up to 30W PoE budget per port. With 4-ports Gigabit PoE (10M/100M/1G) capability, this switch can efficiently transmit data and power to PoE PDs over a single network cable.

In addition to the standard features of an L2+ switch, including QoS, security, spanning tree, cable length measurement, and SNMP v1/v2c/v3 support, this switch offers an exclusive web-based graphic user interface for IP video surveillance, making it easy for users to configure and manage their video systems. The GUI automatically generates a device list, network topology maps, cable diagnostics, and PoE management, further enhancing the efficiency and convenience of network operations.

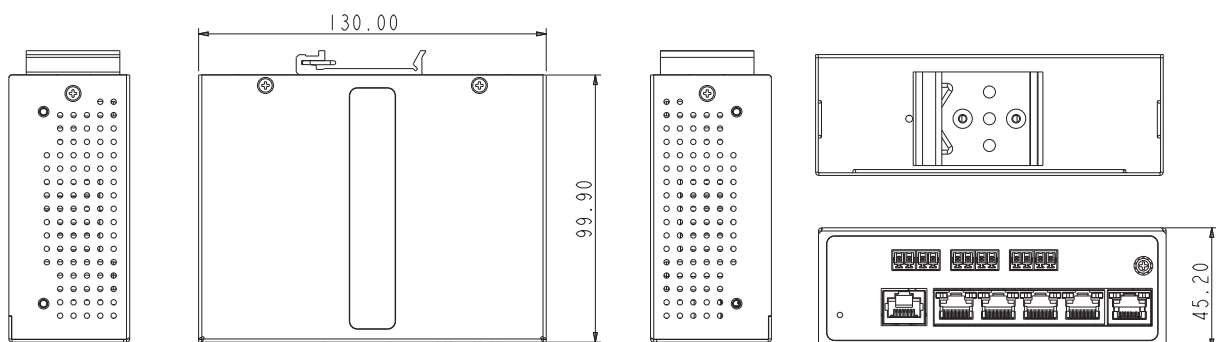
Features

- Layer 2 Switch
 - 802.1d (STP), 802.1w (RSTP), 802.1s (MSTP)
 - Loop protection
 - SNMP v1/v2c/v3
 - QoS
 - VLAN
 - Ethernet cable length measurement
 - DHCP Server
- Network Topology System
 - Automatic discovery for ONVIF camera
 - Generates camera topology map automatically
 - Cable diagnostic & reboot camera remotely
 - PoE management
 - Topology view / Floor view / Google map
 - Monitor / Configure / Manage ONVIF camera thru web
- Operating temperature between -40°C and 75°C
- Compliant IEEE802.3at 30W per port
- Supports 10/100/1000Mbps data rates
- 6KV PoE surge protection
- IEEE 802.3az Energy Efficient Ethernet standard for green power
- 90W bt PoE input

Applications



Dimensions



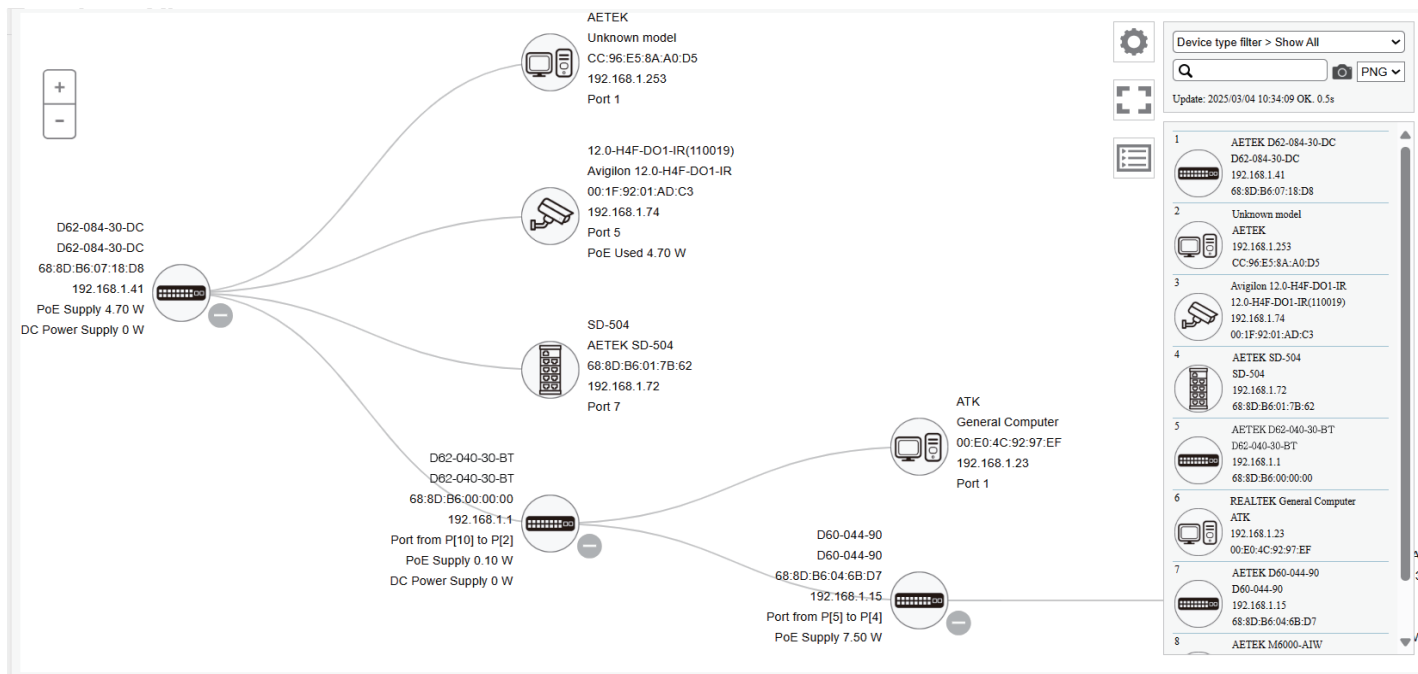
Device List

Show 10 entries Search:

Status	Device Type	Model Name	Device Name	MAC	IP Address
Online	PoESW	H60-084-30-250	H60-8p @ 203 name	68:8D:B6:00:CB:00	192.168.10.203
Online	PoESW	H60-084-30-250	H60-8p @ 209 name	68:8D:B6:00:D1:00	192.168.10.209
Online	IPMX	M6000-AIW	M6000-AIW	68:8D:B6:01:E1:B1	192.168.10.165
Online	IP Camera	SNC-VB635	Sony	D8:D4:3C:DD:F5:C7	192.168.10.122
Online	IP Camera	WV-S1131	Panasonic_WV-S1131	BC:C3:42:71:79:D0	192.168.10.104
Online	IPSG	SD-504	SD-504	68:8D:B6:00:00:01	192.168.10.108
Online	PC	General Computer	FC2564	00:50:56:2D:FA:AC	192.168.10.201
Online	Others	Unknown model	Unknown name	04:D4:C4:2C:B5:EC	192.168.10.1
Online	Others	Unknown model	Unknown name	94:C6:91:5F:9E:EA	192.168.10.180
Online	PC	General Computer	MIS-TEMP-NB4	A0:A8:CD:26:FE:FD	192.168.10.192

Showing 1 to 10 of 29 entries Previous 1 2 3 Next

[Edit](#)



Google Map View

The Google Map View interface displays a map of Wallabout Bay in Brooklyn. A device icon is placed on the map, and a 'Device Dashboard' window is open for the device D62-040-30-BT.

Device Dashboard Details:

- Device Type:** PoE Switches
- Device Name:** D62-040-30-BT
- Model Name:** D62-040-30-BT
- MAC Address:** 68:8D:B6:00:00:00
- IP Address:** 192.168.1.1
- Http Port:** 80
- PoE Supply:** 0 W
- DC Power Supply:** 0 W, 0 A
- API Account:** admin
- API Password:** *****
- WAN Address:** [Empty]
- WAN Port:** [Empty]

At the bottom of the dashboard, there are buttons for 'Upgrade', 'PoE Config', and 'DC Config'. A sidebar on the right shows a device list with filters and a search bar, similar to the Device List view.

Floor Map View

Floor View

Home - Graphical Monitoring - Floor View

Device Dashboard

Device Type PoE Switches

Device Name D62-040-30-BT

Model Name D62-040-30-BT

MAC Address 68:8D:B6:00:00:00

IP Address 192.168.1.1

Http Port 80

PoE Supply 0 W

DC Power Supply 0 W, 0 A

API Account admin

API Password *****

WAN Address

WAN Port

Close Apply

Upgrade PoE Config DC Config

Dashboard Notification

Device type filter > Show All

Floor-Plan(192.168.1.1)

Update: 2025/03/04 10:45:14 OK. 0.5s

- AETEK D62-084-30-DC
D62-084-30-DC
192.168.1.41
68:8D:B6:07:18:D8
- General Computer
AETEK
192.168.1.253
CC:96:E5:8A:A0:D5
- AETEK SD-504
SD-504
192.168.1.72
68:8D:B6:01:7B:62
- AETEK D62-040-30-BT
D62-040-30-BT
192.168.1.1
68:8D:B6:00:00:00
- Avigilon 12.0-H4F-DO1-IR
12.0-H4F-DO1-IR(110019)
192.168.1.74
00:1F:92:01:AD:C3
- AETEK D60-044-90
D60-044-90
192.168.1.15
68:8D:B6:04:6B:D7
- AETEK M6000-AIW
M6000-AIW
192.168.1.73
68:8D:B6:35:63:38

Draggable: OFF

Device Dashboard

Network Topology:

- D62-040-30-BT (192.168.1.1) - PoE Supply 0 W, DC Power Supply 0 W
- D62-084-30-DC (192.168.1.41) - PoE Supply 5.60 W, DC Power Supply 0 W
- D60-044-90 (192.168.1.15) - PoE Supply 7.80 W
- 12.0-H4F-DO1-IR(110019) (192.168.1.74) - PoE Used 5.50 W
- M6000-AIW (192.168.1.73) - PoE Used 3.20 W

Device Dashboard

Device Type IP Cameras

Device Name 12.0-H4F-DO1-IR(110019)

Model Name 12.0-H4F-DO1-IR

MAC Address 00:1F:92:01:AD:C3

IP Address 192.168.1.74

Http Port 80

PoE Used 5.5 W

WAN Address

WAN Port

Close Apply

Login Diagnostics PoE Reboot

Dashboard Notification Monitor

Device type filter > Show All

Update: 2025/03/04 10:03:29 OK. 0.8s

- AETEK D62-040-30-BT
D62-040-30-BT
192.168.1.1
68:8D:B6:00:00:00
- REALTEK General Computer
ATK
192.168.1.253
00:E0:4C:92:97:EF
- AETEK D62-084-30-DC
D62-084-30-DC
192.168.1.41
68:8D:B6:07:18:D8
- Avigilon 12.0-H4F-DO1-IR
12.0-H4F-DO1-IR(110019)
192.168.1.74
00:1F:92:01:AD:C3
- AETEK SD-504
SD-504
192.168.1.72
68:8D:B6:01:7B:62
- AETEK D60-044-90
D60-044-90
192.168.1.15
68:8D:B6:04:6B:D7
- AETEK M6000-AIW
M6000-AIW
192.168.1.73
68:8D:B6:35:63:38

Cable Diagnostics

Network Topology:

- D62-040-30-BT (192.168.1.1) - PoE Supply 0 W, DC Power Supply 0 W
- D62-084-30-DC (192.168.1.41) - PoE Supply 5.60 W, DC Power Supply 0 W
- D60-044-90 (192.168.1.15) - PoE Supply 7.80 W
- 12.0-H4F-DO1-IR(110019) (192.168.1.74) - PoE Used 4.70 W
- M6000-AIW (192.168.1.73) - PoE Used 3.20 W

Diagnostics

Device Type IP Cameras

Device Name 12.0-H4F-DO1-IR(110019)

Model Name 12.0-H4F-DO1-IR

MAC Address 00:1F:92:01:AD:C3

IP Address 192.168.1.74

Icon	Diagnostic
1	AETEK D62-084-30-DC D62-084-30-DC 192.168.1.41 68:8D:B6:07:18:D8 Port 10 ✓ Connection ok Speed: 1G 0.00(m) ✓ Cable Status ok
4	AETEK D62-040-30-BT D62-040-30-BT 192.168.1.1 68:8D:B6:00:00:00 Port 1 ✓ Connection ok Speed: 100M 6.00(m) ✓ Cable Status ok
5	Avigilon 12.0-H4F-DO1-IR 12.0-H4F-DO1-IR(110019) 192.168.1.74 00:1F:92:01:AD:C3

Device type filter > Show All

Update: 2025/03/04 10:40:28 OK. 0.7s

- AETEK D62-084-30-DC
D62-084-30-DC
192.168.1.41
68:8D:B6:07:18:D8
- Unknown model
AETEK
192.168.1.253
CC:96:E5:8A:A0:D5
- AETEK SD-504
SD-504
192.168.1.72
68:8D:B6:01:7B:62
- AETEK D62-040-30-BT
D62-040-30-BT
192.168.1.1
68:8D:B6:00:00:00
- Avigilon 12.0-H4F-DO1-IR
12.0-H4F-DO1-IR(110019)
192.168.1.74
00:1F:92:01:AD:C3
- AETEK D60-044-90
D60-044-90
192.168.1.15
68:8D:B6:04:6B:D7
- AETEK M6000-AIW
M6000-AIW
192.168.1.73
68:8D:B6:35:63:38

PoE Features

- IEEE802.3at (PoE+ 30W)
- Max. allowed 30W
- Port status table

PoE Port Configuration						
Local Port	PD Class	Power Used	Current Used	Priority	Port Status	
1	-	0.00 [W]	0 [mA]	high	No PD detected	
2	-	0.00 [W]	0 [mA]	high	No PD detected	
3	-	0.00 [W]	0 [mA]	high	No PD detected	
4	class0	2.65 [W]	50 [mA]	high	on	
5	-	0.00 [W]	0 [mA]	high	No PD detected	
6	-	0.00 [W]	0 [mA]	high	No PD detected	
7	-	0.00 [W]	0 [mA]	high	No PD detected	
8	-	0.00 [W]	0 [mA]	high	No PD detected	
Total		2.00 [W]				


Specifications - Software

PoE Management	
Port Configuration	Supports per port PoE configuration function
PoE Scheduling	Supports per port PoE scheduling to turn on/off the PoE devices (PDs).
Auto-checking	Check the link status of PDs. Reboot PDs if there is no responses
Power Delay	The switch provides power to the PDs based on delay time when PoE switch boots up, in order to protect switch from misuse of the PDs.
IP Surveillance Graphical User Interface Specifications	
Automatic Discovery	Discover IP cameras complying ONVIF automatically
Topology View	Generate Topology maps to manage IP cameras
Floor view	It's easy to drag and drop PoE devices and help you to build smart workforces
Map view	Enhance efficiency to drag and drop devices and monitor surroundings on google map
Traffic Monitoring	Comprehensive chart to show traffic status
PoE Management	Reboot IP camera, Scheduling PoE on/off, alive checking, Power delay as PoE switch boots up, PoE configuration
Layer 2 Switching Specifications	
Spanning Tree Protocol	MAC Bridges Standard Spanning Tree (STP) 802.1d, Rapid Spanning Tree (RSTP) 802.1w, Multiple Spanning Tree (MSTP) 802.1s
IP/Mac Port Trunking	Link Aggregation Control Protocol (LACP) IEEE 802.3ad , Static aggregation.
VLAN	Supports up to 4K VLANs simultaneously (out of 4096 VLAN IDs), Port-based VLAN, 802.1Q tag-based VLAN
IGMP v1/v2 Snooping	IGMP limits bandwidth-intensive multicast traffic to only the requesters.
Layer 3 Switching Specifications	
DHCP Server	Assign IP to DHCP clients
Security	
IEEE 802.1X	IEEE802.1X: RADIUS authentication, authorization, MD5 hash, guest VLAN, single/multiple host mode and single/multiple sessions, Dynamic VLAN assignment
Port Security	Locks MAC addresses to ports, and limits the number of learned MAC address
Storm Control	Prevents traffic on a LAN from being disrupted by a broadcast, multicast, or unicast storm on a port
Loop Protection	To prevent unknown unicast, broadcast and multicast loops in Layer 2 switching configurations.
RADIUS/ TACACS+	Supports RADIUS and TACACS+ authentication. Switch as a client
QoS	
Classification	Port based, 802.1p VLAN priority based
Bandwidth Control	Ingress policer, Egress shaping and rate control, Per port
Management software	
Port Mirroring	Traffic on a port can be mirrored to another port for analysis with a network analyzer.
IEEE 802.1ab (LLDP)	Used by network devices for advertising their identities, capabilities, and neighbors on an IEEE 802ab local area network.
Web GUI Interface	Built-in switch configuration utility for browser-based device configuration
SNMP	SNMP version1, 2c, 3
Flow Control	The IEEE 802.3x standard for monitoring high speed switched networks. It gives complete visibility into the use of networks enabling performance optimization, accounting/billing for usage, and defense against security threats
Firmware Upgrade	Web browser upgrade HTTP and TFTP
NTP	Network Time Protocol (NTP) is a networking protocol for clock synchronization between computer systems over packet-switched
Other Management	System, HTTP, DHCP Client, Cable Diagnostics, Syslog, IPV4/IPV6 Management, SSH, Telnet


Specifications


	D62-040-30-BT
Networking	
Total Gigabit Ethernet Ports	5
Gigabit Ethernet 802.3af/at/bt PoE Ports	4 x 30W at PoE
Gigabit Ethernet PoE PD Ports (RJ45)	1x Class 8
Forwarding Capacity	7.4Mpps
Mac Table	8K
Jumbo Frames	9,216 Bytes
Switching Capacity	10 Gbps
Power	
Input Power	90W bt PoE
Input PoE PD Power Pin Assignment	12(-), 36(+), 45(+), 78(-) or 12(+), 36(-), 45(+), 78(-)
Output Power per PoE Port	PoE IEEE 802.3af (Max. 15.4W) PoE+ IEEE 802.3at (Max. 30W)
Output PoE Power Pin Assignment	12(+), 36(-)
Output Power per DC Port	2 x 12V DC@2.5A 2 x 24V DC@1.25A
System Power Consumption (without PoE)	10W
PoE Output Power Budget	72W
Surge Protection per PoE Port	6KV
Mechanical	
Dimensions (W x D x H)	45.2 x 99.9 x 130 mm
Weight	1 kg (2.2 lb)
DI	Dry Contact: Logic level 1: Close to GND Logic level 0: Open
DO	24V DC Max (100mA)
Console	RJ45
Reset Button	2~7 sec.: Reset 7~12 sec.: Restore default
Environmental	
Operating Temperature	-40°C ~ 75°C (-40°F ~ 167°F)
Storage Temperature	-40°C ~ 85°C (-40°F ~ 185°F)
Operating Humidity	5% ~ 95% non-condensing
Certifications	
EMC	CE, FCC, VCCI, C-Tick
Surge	EN61000-4-5


Optional Accessories

L2 PRO 90W bt PoE Switch	
	<p>C62-044-91-380</p> <ul style="list-style-type: none"> • 4xGbE 90W bt PoE + 2xGbE RJ45 + 2xGbE SFP • 100~240VAC Input

L2 PRO 90W bt PoE Switch	
	<p>C62-084-91-770</p> <ul style="list-style-type: none"> • 8xGbE 90W bt PoE + 2xGbE RJ45 + 2xGbE SFP • 100~240VAC Input

Outdoor IP67/IK10 L2 PRO Gigabit Ethernet PoE Switch	
	<p>H60-044-91-250</p> <ul style="list-style-type: none"> • 4xGbE 90W bt PoE + 2xGbE RJ45 + 2x GbE SFP • 100~240VAC Input

Outdoor IP67/IK10 Gigabit Ethernet PoE Switch	
	<p>H40-044-91-250-V3</p> <ul style="list-style-type: none"> • 4x 90W bt PoE + 2xGbE SFP + 2xGbE RJ45 • 100~240VAC Input

Outdoor IP67/IK10 L2 PRO Gigabit Ethernet PoE Switch by 12~56VDC	
	<p>H60-044-91-DC</p> <ul style="list-style-type: none"> • 4xGbE 90W bt PoE + 2xGbE RJ45 + 2x GbE SFP • 12~56VDC Input

Optional Accessories

<p>Outdoor IP67/IK10 Gigabit Ethernet PoE Switch by 12~56VDC</p>  <p>H40-044-91-DC</p> <ul style="list-style-type: none"> • 4x 90W bt PoE + 2xGbE SFP + 2xGbE RJ45 • 12~56VDC Input 	<p>Outdoor IP67/IK10 Gigabit Ethernet PoE Switch by 12~56VDC</p>  <p>H40-022-91-DC</p> <ul style="list-style-type: none"> • 2xGbE 90W bt PoE + 2x GbE SFP • 12~56VDC Input 	<p>Outdoor IP67/IK10 Gigabit Ethernet PoE Switch by 12~56VDC</p>  <p>H40-022-91-DC-A</p> <ul style="list-style-type: none"> • 2xGbE 90W bt PoE + 2x GbE SFP • 12~56VDC Input • For Avigilon PTZ/IR PTZ
<p>Outdoor IP67/IK10 Gigabit Ethernet PoE Switch</p>  <p>H40-022-91-120-V2</p> <ul style="list-style-type: none"> • 2xGbE 90W bt PoE + 2x GbE SFP • 100~240VAC Input 	<p>Outdoor IP67/IK10 Gigabit Ethernet PoE Switch</p>  <p>H40-022-91-120-A-V2</p> <ul style="list-style-type: none"> • 2xGbE 90W bt PoE + 2x GbE SFP • 100~240VAC Input • For Avigilon PTZ/IR PTZ 	
<p>Din-Rail Industrial L2 PRO Gigabit Ethernet PoE Switch</p>  <p>D60-044-91</p> <ul style="list-style-type: none"> • 4xGbE 90W bt PoE + 2xGbE RJ45 + 2x GbE SFP • 48~56VDC Input 	<p>Din-Rail Industrial Gigabit PoE Switch</p>  <p>D40-044-91</p> <ul style="list-style-type: none"> • 4x 90W bt PoE + 2xGbE SFP + 2xGbE RJ45 • 48~56VDC Input 	<p>Din-Rail Industrial Gigabit PoE Media Converter</p>  <p>M30-022-91-V2</p> <ul style="list-style-type: none"> • 2-port Gigabit 90W bt PoE + 2-port Gigabit SFP
<p>Din-Rail Industrial L2 PRO Gigabit Ethernet PoE Switch by 12~56VDC</p>  <p>D60-044-91-DC</p> <ul style="list-style-type: none"> • 4xGbE 90W bt PoE + 2xGbE RJ45 + 2x GbE SFP • 12~56VDC Input 	<p>Din-Rail Industrial Gigabit PoE Switch by 12~56VDC</p>  <p>D40-044-91-DC</p> <ul style="list-style-type: none"> • 4x 90W bt PoE + 2xGbE SFP + 2xGbE RJ45 • 12~56VDC Input 	
<p>Indoor Gigabit PoE Injector</p>  <p>I39-210-V2</p> <ul style="list-style-type: none"> • Indoor GbE 90W bt PoE Injector • 100~240VAC Input 	<p>IP67/IK10 Gigabit PoE Injector</p>  <p>I49-211-A</p> <ul style="list-style-type: none"> • IP67/IK10 GbE 90W bt PoE Injector • 12~56VDC Input 	<p>IP67/IK10 Gigabit PoE Injector</p>  <p>I49-210-V2</p> <ul style="list-style-type: none"> • IP67/IK10 GbE 90W bt PoE Injector • 48~56VDC Input
<p>Din-Rail Industrial PoE Injectors</p>  <p>I69-210-V2</p> <ul style="list-style-type: none"> • Industrial GbE 90W bt PoE Injector • 48~56VDC Input 	<p>Din-Rail Industrial PoE Injectors</p>  <p>I69-216-V2</p> <ul style="list-style-type: none"> • Industrial GbE 90W bt PoE Injector • 12~56VDC Input 	<p>Din-Rail Industrial PoE Splitter</p>  <p>S69-220</p> <ul style="list-style-type: none"> • Industrial GbE 90W bt PoE Splitter • 48~56VDC Input
<p>Pole Mount</p>  <p>AT-100</p> <ul style="list-style-type: none"> • Pole Mount Adapter 	<p>Pole Mount</p>  <p>AT-101</p> <ul style="list-style-type: none"> • Pole Mount Adapter 	<p>Corner Mount</p>  <p>AT-200</p> <ul style="list-style-type: none"> • Corner Mount Adapter
<p>Junction Box</p>  <p>JB-200</p> <ul style="list-style-type: none"> • Junction Box 		