

# D60-244-30



Industrial L2 PRO 24-Port Gigabit PoE+ Switch,  
720W PoE Power Budget, 48-56VDC Input

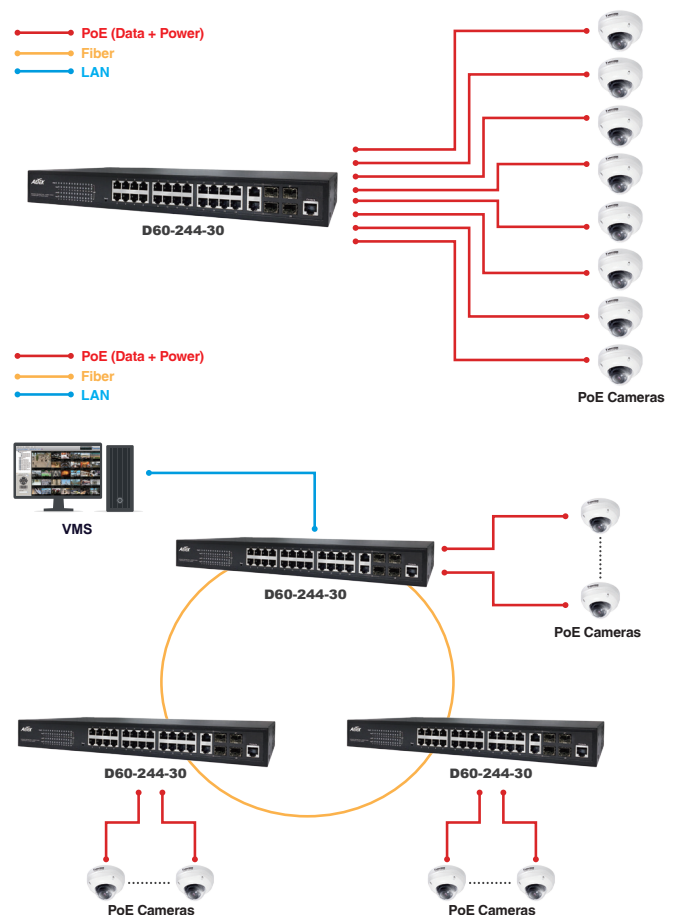


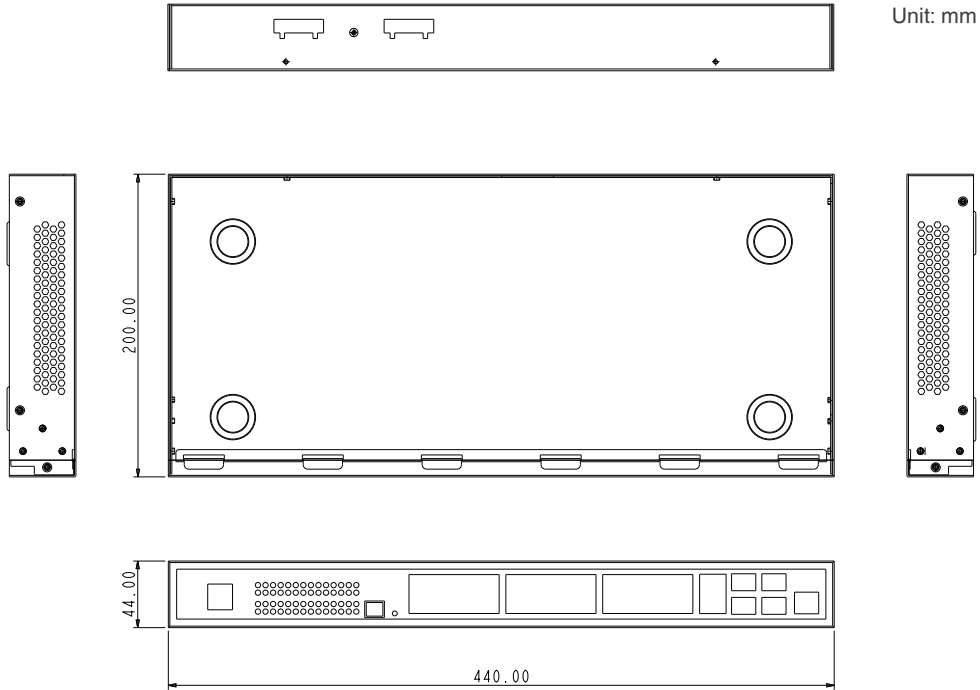
AETEK D60-244-30 offers a broad range of Industrial L2 PRO Gigabit PoE Switch, with 24 x Gigabit PoE (10M/100M/1G) ports, 2 x Gigabit Combo RJ45/SFP ports and 2 x Gigabit SFP ports for flexible link. This switch complies with IEEE 802.3af/at standards, with sufficient PoE power budget for any application.

## Features

- Layer 2 Switch
  - 802.1d (STP), 802.1w (RSTP), 802.1s (MSTP)
  - Loop protection
  - LACP
  - QoS
  - VLAN
  - Ethernet cable length measurement
  - DHCP Server
- Network Topology System
  - Automatic discovery for ONVIF camera
  - Generate camera topology map automatically
  - Cable diagnostic & reboot camera remotely
  - PoE management
  - Topology view / Floor view / Google map
  - Monitor and manage ONVIF camera via web UI
- Flexible SFP transceiver ports for uplink
- 15.4W/30W per port IEEE802.3af/at compliant
- Support 10/100/1000Mbps data rates
- Support Auto-MDI/MDIX
- Built-in 6KV surge protection for each PoE port
- IEEE 802.3az Energy Efficient Ethernet standard for green power
- 19" Rackmount installation

## Applications





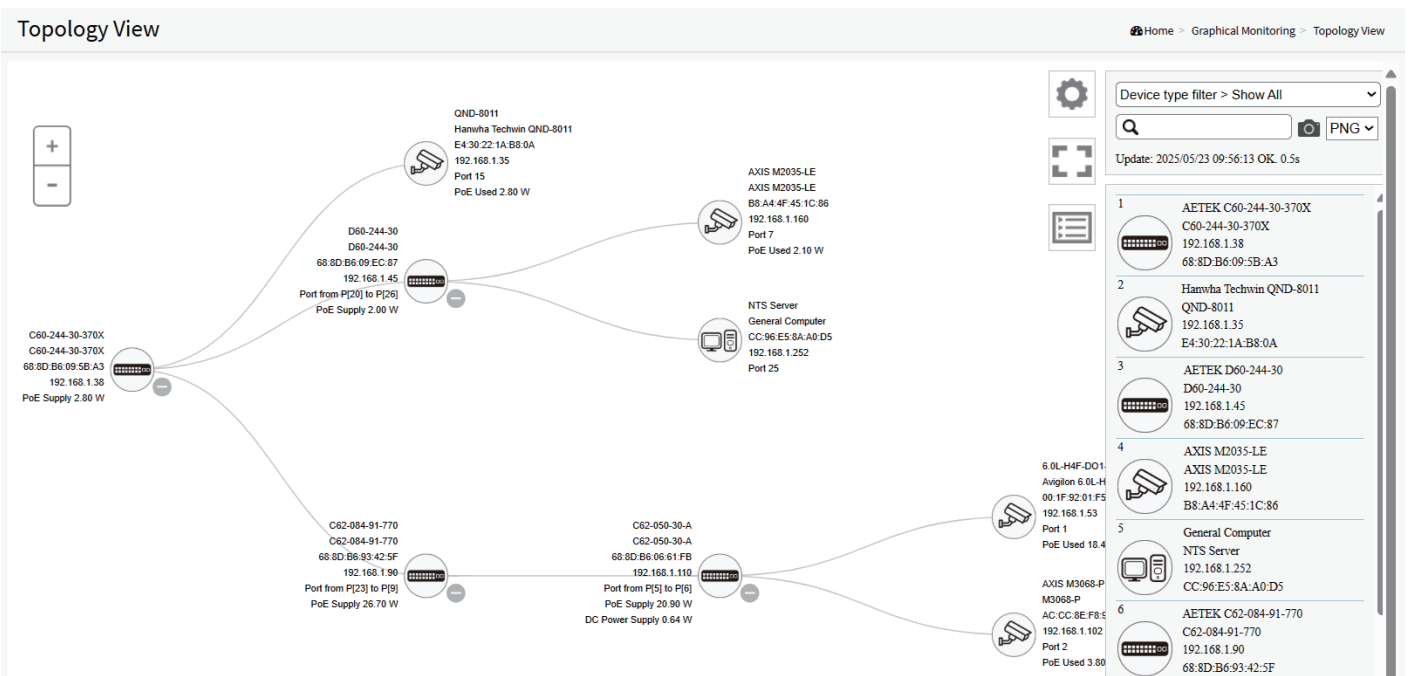
Unit: mm

## IP Camera Controller Features

### Device List

Status	Device Type	Model Name	Device Name	MAC	IP Address
Online	PoE Switches	C62-084-91-770	C62-084-91-770	68:8D:B6:93:42:5F	192.168.1.90
Online	PoE Switches	D62-040-30	D62-040-30	68:8D:B6:65:43:21	192.168.1.63
Offline	IP Cameras	QND-8011	QND-8011	E4:30:22:1A:B8:0A	192.168.1.35
Online	PoE Switches	C62-050-30-A	C62-050-30-A	68:8D:B6:06:61:FB	192.168.1.110
Online	IP Cameras	6.0L-H4F-DO1-IR	6.0L-H4F-DO1-IR(128404)	00:1F:92:01:F5:94	192.168.1.53
Online	IP Cameras	M3068-P	AXIS M3068-P	AC:CC:8E:F8:97:47	192.168.1.102
Online	PoE Switches	C60-244-30-370X	C60-244-30-370X	68:8D:B6:09:5B:A3	192.168.1.38
Online	PoE Switches	D60-244-30	D60-244-30	68:8D:B6:09:EC:87	192.168.1.45
Online	IP Cameras	M2035-LE	AXIS M2035-LE	B8:A4:4F:45:1C:86	192.168.1.160
Online	Modular Surge Protectors	SD-504	SD-504	68:8D:B6:00:00:10	169.254.82.68

### Topology View



Device Dashboard

**Device Dashboard**

Device Type: IP Cameras

Device Name:

Model Name: M2035-LE

MAC Address: B8:A4:4F:45:1C:86

IP Address: 192.168.1.160

Http Port:

PoE Used: 1.9 W

WAN Address:

WAN Port:

Buttons: Login, Diagnostics, PoE Reboot, Dashboard, Notification, Monitor

Device List:

- AETEK C60-244-30-370X  
C60-244-30-370X  
192.168.1.38  
68:8D:B6:09:5B:A3
- Hanwha Techwin QND-8011  
QND-8011  
192.168.1.35  
E4:30:22:1A:B8:0A
- AETEK D60-244-30  
D60-244-30  
192.168.1.45  
68:8D:B6:09:EC:87
- AXIS M2035-LE  
AXIS M2035-LE  
192.168.1.160  
B8:A4:4F:45:1C:86
- General Computer  
NTS Server  
192.168.1.252  
CC:96:E5:8A:A0:D5
- AETEK C62-084-91-770  
C62-084-91-770  
192.168.1.90

Floor Map View

**Device Dashboard**

Device Type: PoE Switches

Device Name:

Model Name: D60-244-30

MAC Address: 68:8D:B6:09:EC:87

IP Address: 192.168.1.45

Http Port:

PoE Supply: 2 W

PoE Used: 2 W

API Account:

API Password:

WAN Address:

WAN Port:

Buttons: Login, Upgrade, PoE Config, Diagnostics, Dashboard, Notification

Google Map View

**Device Dashboard**

Device Type: PoE Switches

Device Name:

Model Name: H60-084-30-250

MAC Address: 68:8D:B6:00:CB:00

IP Address: 192.168.10.203

Http Port:

PoE Supply: 2.54 W

API Account:

API Password:

Buttons: Upgrade, PoE Config, Dashboard, Notification

## Cable Diagnostics

Topology View Home Graphical Monitoring Topology View

**Diagnostics** ✕

**Device Type** IP Cameras

**Device Name** AXIS M2035-LE

**Model Name** M2035-LE

**MAC Address** B8:A4:4F:45:1C:86

**IP Address** 192.168.1.160

Icon	Diagnostic
	<p>1 AETEK C60-244-30-370X C60-244-30-370X 192.168.1.38 68.8D:B6:09:5B:A3</p> <p>Port: 20 <span style="color: green;">✔</span> Connection <span style="color: green;">ok</span> Speed: 1G <span style="color: green;">✔</span> Cable Status <span style="color: green;">ok</span> 0.00(m)</p>
	<p>3 AETEK D60-244-30 D60-244-30 192.168.1.45 68.8D:B6:09:EC:87</p> <p>Port: 7 <span style="color: green;">✔</span> Connection <span style="color: green;">ok</span> Speed: 100M <span style="color: green;">✔</span> Cable Status <span style="color: green;">ok</span> 0.00(m)</p>
	<p>4 AXIS M2035-LE AXIS M2035-LE 192.168.1.160</p>

## Technical Specifications - Software

PoE Management	
Port Configuration	Supports per port PoE configuration function
PoE Scheduling	Supports per port PoE scheduling to turn on/off the PoE devices (PDs).
Auto-checking	Check the link status of PDs. Reboot PDs if there is no responses
Power Delay	The switch provides power to the PDs based on delay time when PoE switch boots up, in order to protect switch from misuse of the PDs.
Layer 2 Switching Specifications	
Spanning Tree Protocol	MAC Bridges Standard Spanning Tree (STP) 802.1d, Rapid Spanning Tree (RSTP) 802.1w, Multiple Spanning Tree (MSTP) 802.1s
Port Trunking	Link Aggregation Control Protocol (LACP) IEEE 802.3ad , Static aggregation.
VLAN	Supports up to 4K VLANs simultaneously (out of 4096 VLAN IDs), Port-based VLAN, 802.1Q tag-based VLAN
IGMP v1/v2 Snooping	IGMP limits bandwidth-intensive multicast traffic to only the requesters.
Layer 3 Switching Specifications	
DHCP Server	Assign IP to DHCP clients
Security	
Port Security	Locks MAC addresses to ports, and limits the number of learned MAC address
Storm Control	Prevents traffic on a LAN from being disrupted by a broadcast, multicast, or unicast storm on a port
Loop Protection	To prevent unknown unicast, broadcast and multicast loops in Layer 2 switching configurations.
DHCP Snooping	To prevent attackers from adding their own DHCP servers to the network.
QoS	
Classification	Port based, 802.1p VLAN priority based
Bandwidth Control	Ingress policer, Egress shaping and rate control, Per port

## Technical Specifications - Software

Management software	
Port Mirroring	Traffic on a port can be mirrored to another port for analysis with a network analyzer
IEEE 802.1ab (LLDP)	Used by network devices for advertising their identities, capabilities, and neighbors on an IEEE 802ab local area network
Web GUI Interface	Built-in switch configuration utility for browser-based device configuration
SNMP	SNMP version 1, 2c, 3
Flow Control	The IEEE 802.3x standard for monitoring high speed switched networks. It gives complete visibility into the use of networks enabling performance optimization, accounting/billing for usage, and defense against security threats
Firmware Upgrade	Web browser upgrade HTTP and TFTP
NTP	Network Time Protocol (NTP) is a networking protocol for clock synchronization between computer systems over packet-switched
Other Management	HTTP, HTTPS, SSH, Telnet, DHCP Client, Cable Diagnostics, Syslog, IPV4 Management

## Technical Specifications-Hardware

D60-244-30	
<b>Software function: NTS(Monitoring and management of surveillance)</b>	
NTS Edge	support
NTS Server	support
<b>Networking</b>	
Total Gigabit Ethernet Ports	28
Gigabit Ethernet 802.3af/at PoE Ports	24
Gigabit Ethernet SFP Ports (100M/1G)	2
Gigabit Ethernet RJ45/SFP Combo Ports	2
Forwarding Capacity	41.664Mpps
Mac Table	8K
Jumbo Frames	9,216 Bytes
Switching Capacity	56 Gbps
<b>Power</b>	
Input Power	Dual 48-56V DC
Output Power per PoE Port	PoE IEEE 802.3af (Max. 15.4W) PoE+ IEEE 802.3at (Max. 30W)
Output PoE Power Pin Assignment	12(-), 36(+)
Standby Power Consumption	N/A
Total Output Power Budget	720W
ESD	Contact $\pm 6$ KV, Air $\pm 8$ KV
Surge Protection per PoE Port	Online Common mode : $\pm 6$ KV
Surge Protection for DC Power Output	Differential mode : $\pm 1$ KV
Surge Protection for DC Power Input	Differential mode : $\pm 1$ KV
Surge Protection for DI/DO Port	Differential mode : $\pm 1$ KV
<b>Mechanical</b>	
Dimensions (W x D x H)	440 x 200 x 44 mm (17.3 x 7.8 x 1.7 in)
Weight	3.88 kg (8.55 lb)
Console	RJ45
Cooling Fan	Fanless
<b>Environmental limits</b>	
IP Rating / IK Rating	IP30
Operating Temperature	-40°C ~ 75°C (-40°F ~ 167°F)
Storage Temperature	-40°C ~ 85°C (-40°F ~ 185°F)
Operating Humidity	10% ~ 90% non-condensing
<b>Certifications</b>	
EMC	CE, FCC, VCCI, C-Tick
Safety	EN62368-1, IEC62368-1
Surge	EN61000-4-5
MTBF	>50000 hours
<b>Optional Accessories</b>	
Industrial Power Supply	DRL-48V120W1EN : 48V/120W / DRL-48V240W1EN : 48V/240W / DRL-48V480W1EN : 48V/480W
SFP Module	SFP Module Model Table
Junction Box	JB-200

## Optional Accessories

### SFP Modules



**SFP-ISX-X5**  
Industrial SFP Transceiver

- MMF
- 0.5 km
- -40°C ~85°C



**SFP-ISX-02**  
Industrial SFP Transceiver

- MMF
- 2 km
- -40°C ~85°C



**SFP-ILX-10**  
Industrial SFP Transceiver

- SMF
- 10 km
- -40°C ~85°C



**SFP-ILX-40**  
Industrial SFP Transceiver

- SMF
- 40 km
- -40°C ~85°C

### SFP Modules



**SFP-ILX-80**  
Industrial SFP Transceiver

- SMF
- 80 km
- -40°C ~85°C



**SFP-ITX-X1**  
Industrial SFP Transceiver

- RJ45
- 100 km
- -40°C ~85°C



**SFPP-ISR-X3**  
Industrial SFP+ Transceiver

- MMF
- 300 m



**SFPP-ILR-10**  
Industrial SFP+ Transceiver

- SMF
- 10 km

### SFP Modules



**SFPP-IER-40**  
Industrial SFP+ Transceiver

- SMF
- 40 km

### Industrial Power Supply



**DRL-48V480W1EN**  
Industrial Din-Rail Power Supply, 48V DC,  
480W, -30°C ~ 70°C



**DRL-48V960W1EN**  
Industrial Din-Rail Power Supply, 48V DC,  
960W, -40°C ~ 70°C