



C51-082-30-130-V2 L2 Smart PoE Switch

C51-164-30-250-V2 L2 Smart PoE Switch

C51-244-30-370-V2 L2 Smart PoE Switch

Quick Installation Guide

P/N: 5019048400

INTRODUCTION

The C51-V2 Series is a 8/16/24 port 10/100/1000BaseT L2 Smart PoE Switch capable of feeding 15.4/30W (54V max. per port) power to Power over Ethernet (PoE) devices. It comes with 2x GbE SFP or 2xGbE Combo RJ45/SFP + 2xGbE SFP port. The switch is capable of a total of 130/250/370 Watts power budget.

PACKAGE CONTENTS

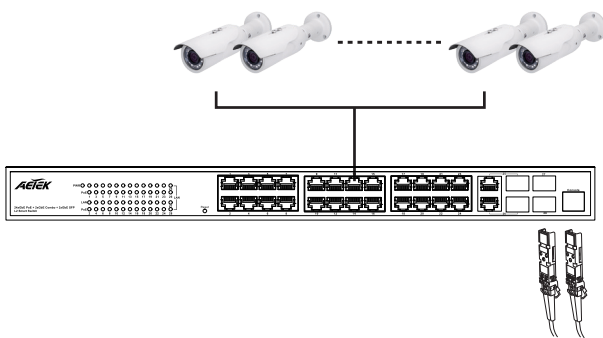
* 1x PoE switch	* 1x Quick Installation Guide	* 1x Console Cable
* 2x rack mount ears	* 1x power cord (type by the shipped-to area)	

⚠ IMPORTANT:

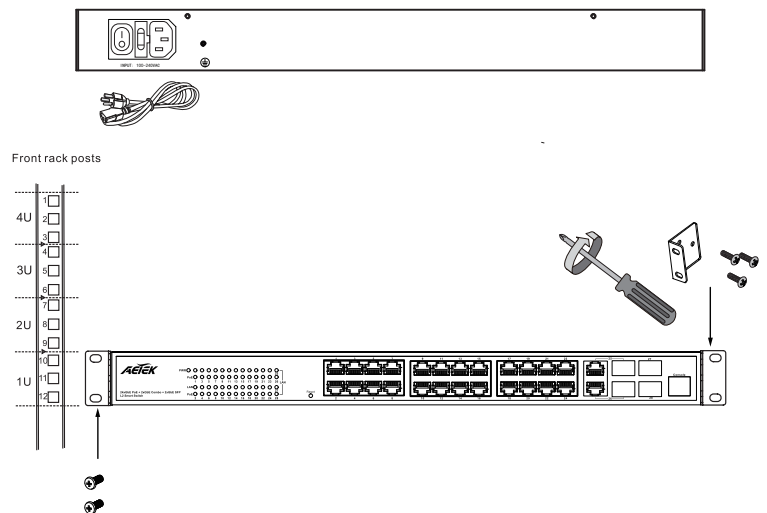
1. Install the PoE switch in a ventilated and dry place that is free of electromagnetic source, vibration, moisture, and dust.
2. Make sure the ventilation openings on the switch are not blocked.
3. Use CAT5 or 5e UTP/STP cables.
4. C51-082-30-130-V2 AC input (100~240V/AC, 50~60Hz, 3A)
5. C51-164-30-250-V2 AC input (100~240V/AC, 50~60Hz, 3.29A)
6. C51-244-30-370-V2 AC input (100~240V/AC, 50~60Hz, 4.97A)

C51-244-30-370-V2 CONNECTION

Front Panel

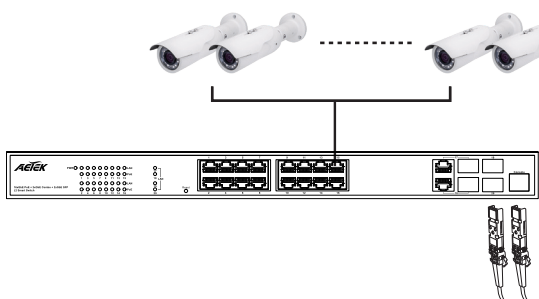


Rear Panel

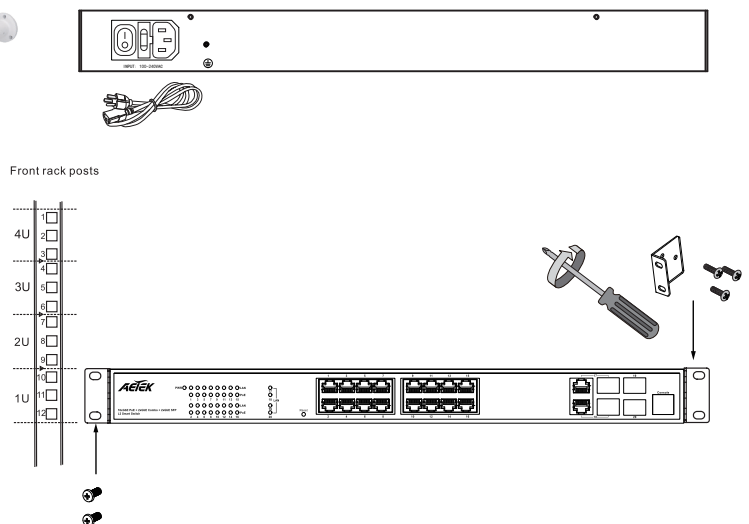


C51-164-30-250-V2 CONNECTION

Front Panel

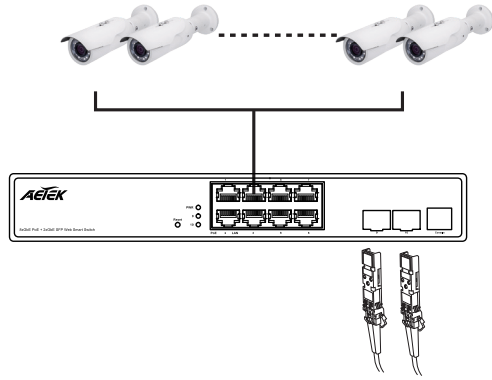


Rear Panel

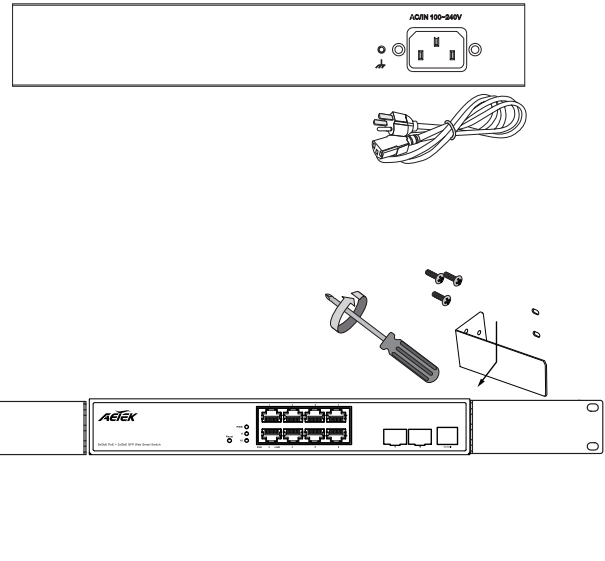


C51-082-30-130-V2 CONNECTION

Front Panel



Rear Panel



DEFAULTS

IP Address	192.168.1.1
Subnet Mask	255.255.255.0
User name	admin
Password	admin

C51-082-30-130-V2 LED DEFINITIONS

Power	Green ON	The Power LED lights up when the switch is connected to a power source.
LAN	Green ON	Port is enabled and link established with a device at the 10/100/1000Mbps speed.
	Green Blinking	Port is transmitting and receiving data at the 10/100/1000Mbps speed.
PoE	Amber ON	Indicates the PoE powered device (PD) is connected and the port supplies power successfully.
	Light Off	Indicates no powered device (PD) connected.

C51-164-30-250-V2 / C51-244-30-370-V2 LED DEFINITIONS

Power	Green ON	The Power LED lights up when the switch is connected to a power source.
LAN	Green ON	Port is enabled and link established with a device at the 1000Mbps speed.
	Green Blinking	Port is transmitting and receiving data at the 1000Mbps speed.
	Amber ON	Port is enabled and link established with a device at the 10/100Mbps speed.
	Amber Blinking	Port is transmitting and receiving data at the 10/100Mbps speed.
PoE	Green ON	Indicates the PoE powered device (PD) is connected and the port supplies power successfully.
	Light Off	Indicates no powered device (PD) connected.

Reset Button

Task	Press time	Port Status LED Behavior
Restart	2 ~ 7 seconds	All LEDs are OFF
Restore default	7 ~ 12 seconds	All LEDs stay ON

All specifications are subject to change without notice.
Copyright © 2024 AETEK INC. All rights reserved.