

EPo2-V2series

Long Range PoE over 2 Wires Products

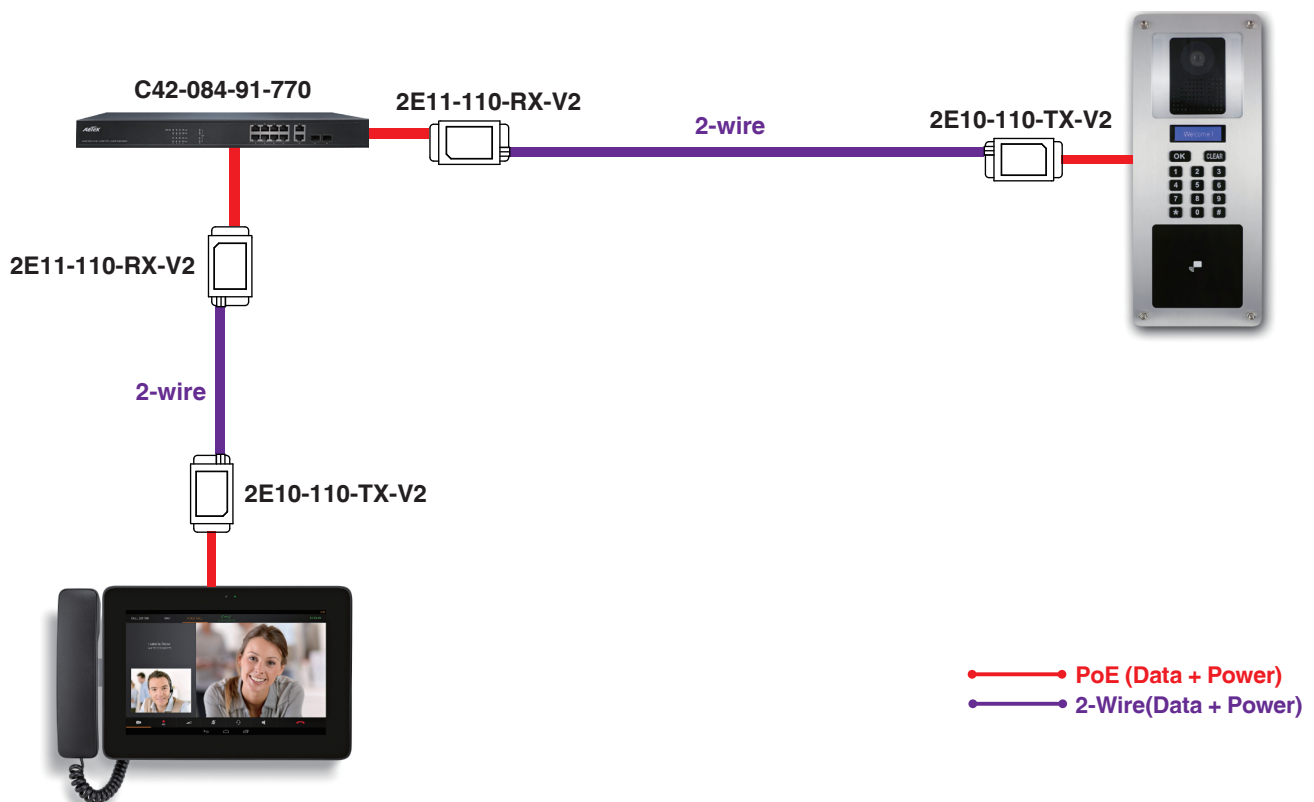


AETEK EPo2-V2 series of PoE over 2 Wires Extender is designed to extend IP Ethernet transmission and inject power over 2 Wires cable for distance up to 1,200m (3,937ft) to PoE IP camera, PoE Wireless AP and any 802.3bt/at/af complied powered device (PD). The EPo2-V2 Series consists of a TX and RX set which can work in pair without any power adapter and anywhere on your network infrastructure.

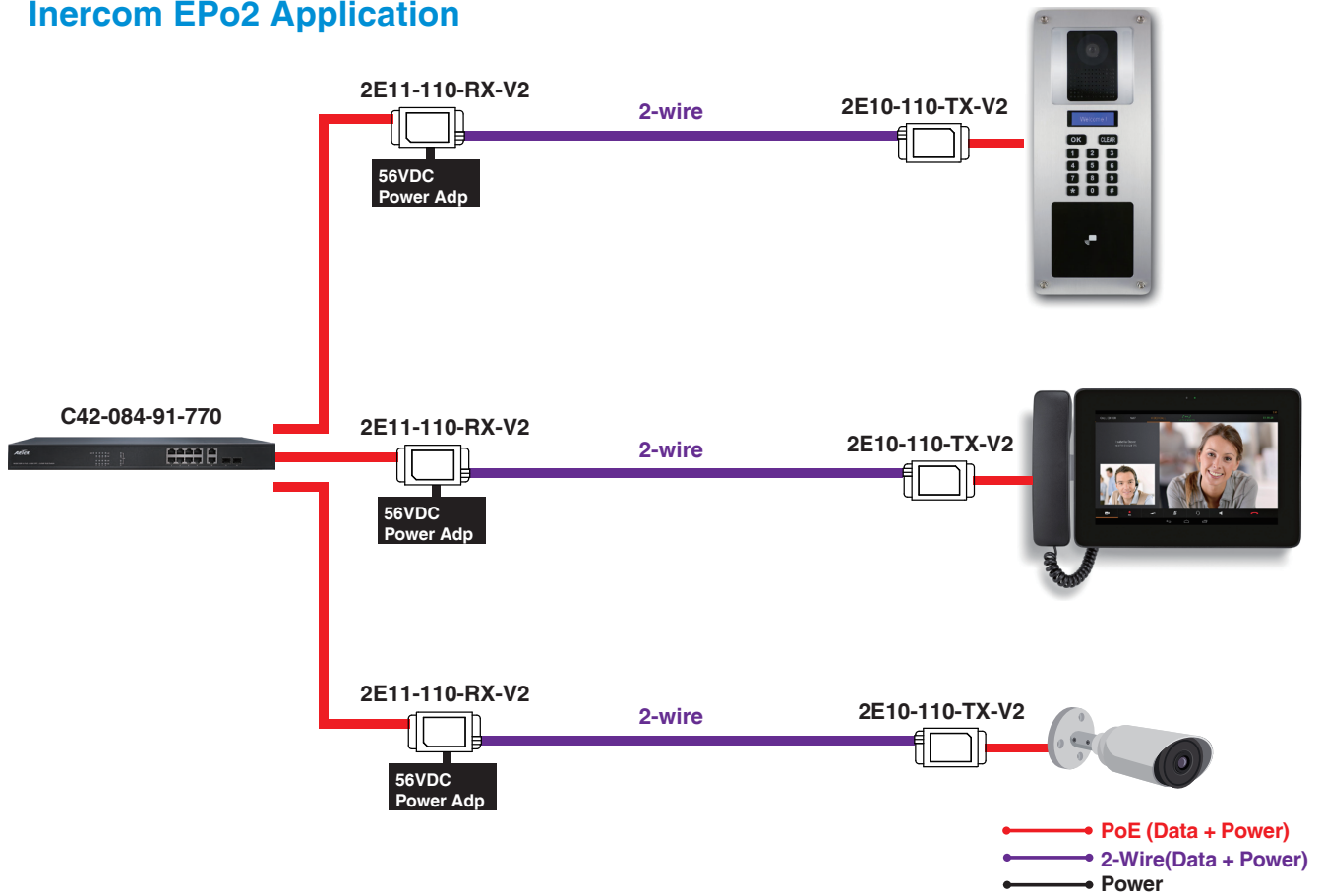
Features

- Long-range IP data & PoE over 1-pair 2 Wires cables
- Delivers up to 16 watts@1,200m(3,937ft) for a PoE IP camera
- Supports peer-to-peer Application
- Supports peer-to-peer, daisy-chain, and failover Ringtopologies
- Support IEEE 802.3bt/at/af PoE or 48-56VDC Input (2E11-110-RX-V2 only)
- Eliminates the need for intermediate Ethernet switches & power supplies for long-range deployment
- Plug-and-Play connection
- 802.3 bt/at/af PoE Output

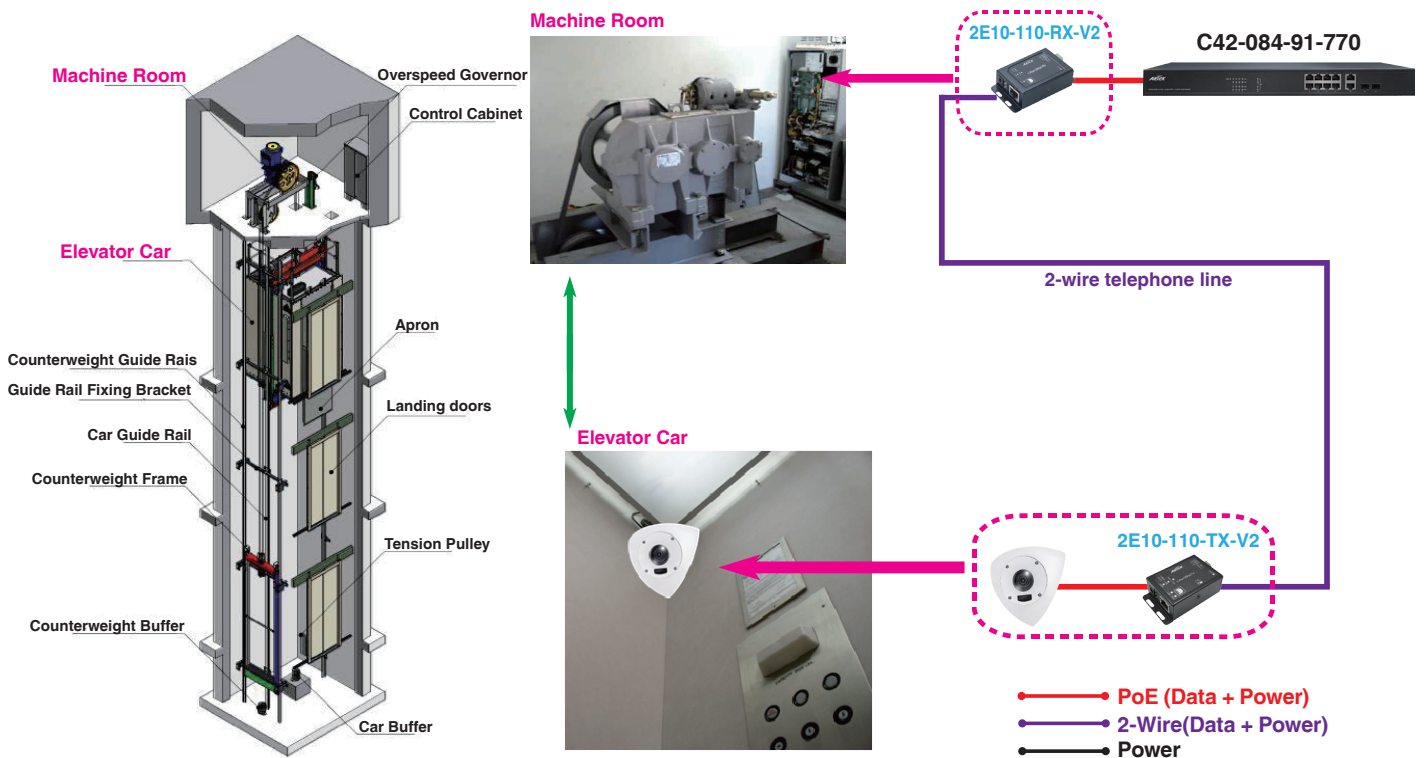
Applications



Inercom EPo2 Application



Elevator EPo2 Application

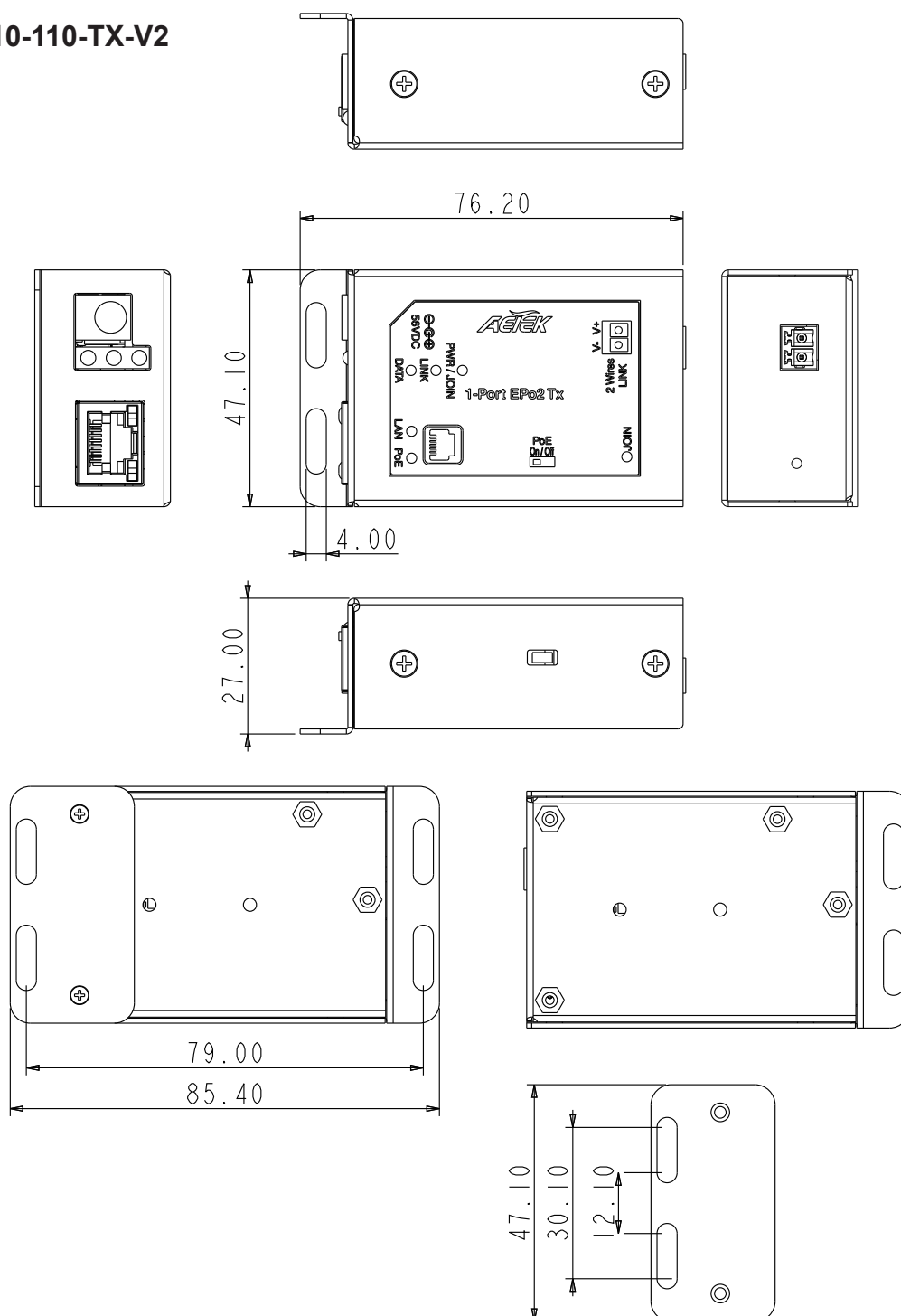


Power / Distance Table : 2 Wires

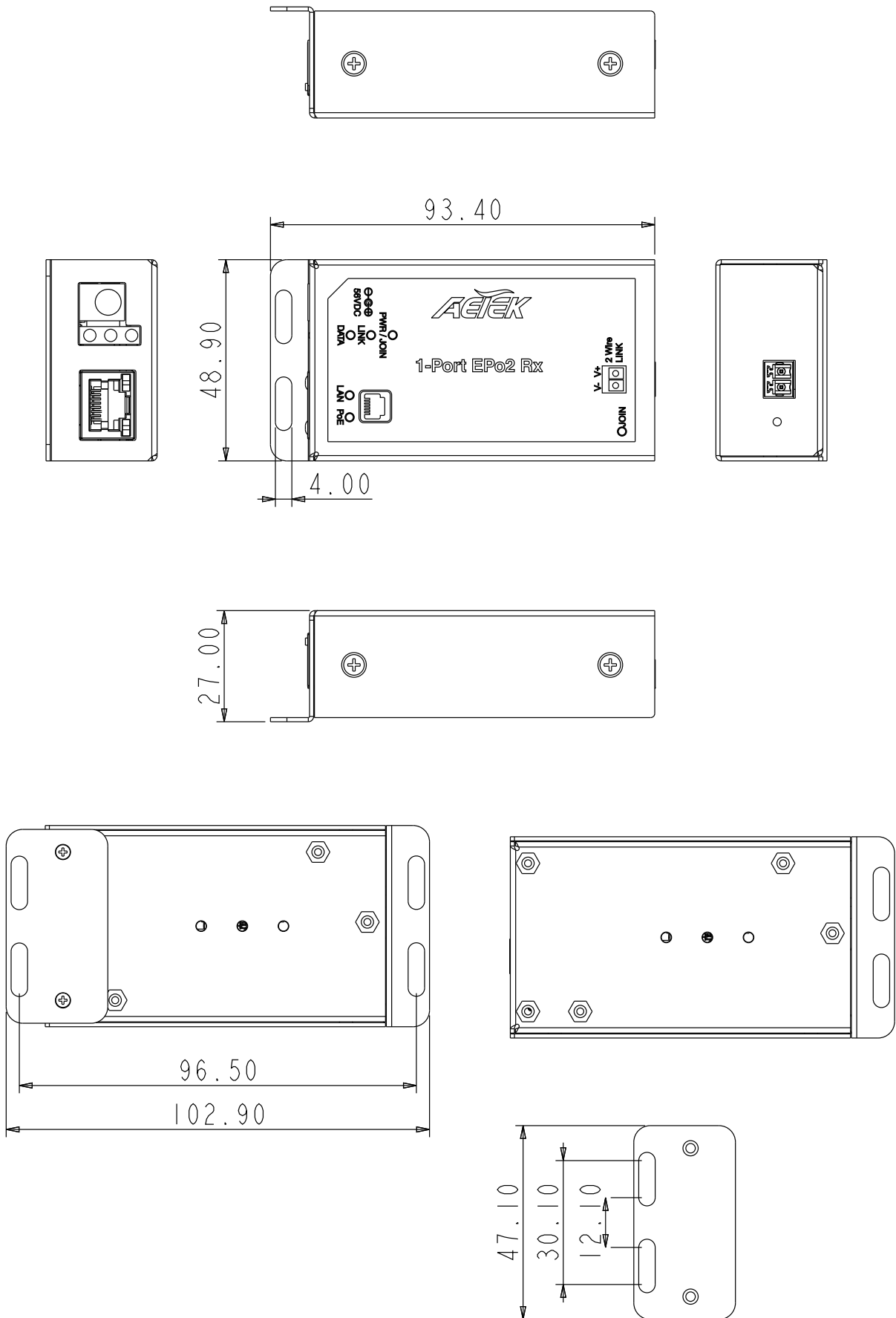
	100m	200m	400m	600m
0.4mm Cable 26AWG	Watt : 18W	Watt : 8.06W	X	X
0.5mm Cable 24AWG	Watt : 23.8W	Watt : 12.1W	Watt : 6.1W	X
0.6mm Cable 22AWG	Watt : 32.3W	Watt : 17.2W	Watt : 8.4W	Watt : 5W
Data Rate	100Mbps	100Mbps	100Mbps	100Mbps

Dimension

2E10-110-TX-V2



2E11-110-RX-V2



Specifications

	2E11-110-RX-V2	2E10-110-TX-V2
Interface / Distance		
2 Wire Link	2-Pin Terminal Block x1	2-Pin Terminal Block x1
10/100 Mbps Ethernet	PoE PD RJ45 x1	PoE PD RJ45 x1
Transmission mode	Receiver RX mode	Transmitter TX mode
Maximum TX quantity	7	--
MAX. (Power+Data) Distance	Maximum 100m with data and power depending on cable gauge AWG	Maximum 100m with data and power depending on cable gauge AWG
Cable Type	Doorbell wire 18/20/22AWG Telephone cable 24/26AWG 2 Conductor cable: 23/24AWG	Doorbell wire 18/20/22AWG Telephone cable 24/26AWG 2 Conductor cable: 23/24AWG
Bandwidth	100 Mbps	100 Mbps
Data Rate	2 wires: Up to 100 Mbps asymmetrical to full range Ethernet cable: 100 Base-TX full duplex	2 wires: Up to 100 Mbps asymmetrical to full range Ethernet cable: 100 Base-TX full duplex
Power		
Input Power	Support 30W/60W/90W PoE / DC power jack: 56VDC	EPo2@50~56VDC / DC power jack: 56VDC
Output Power	--	IEEE 802.3bt PoE++ PSE IEEE 802.3at PoE+ PSE IEEE 802.3af PoE PSE
Power Supply	Optional : Input: 100-240VAC Output: 65W@56VDC or 120W@56VDC Power Adapter 60W/90W PoE Injector 60W/90W PoE Switch	Optional : Input: 100-240VAC Output: 65W@56VDC or 120W@56VDC Power Adapter
Unit Power Consumption	2 watts	2 watts
ESD	Contact ±4 KV, Air ±8 KV	Contact ±4 KV, Air ±8 KV
ESD	Contact ±4 KV, Air ±8 KV	Contact ±4 KV, Air ±8 KV
Mechanical		
Dimensions (L x W x H)	102.9 x 48.9 x 27 mm (4.05 x 1.93 x 1.06 in)	88.5 x 47.1 x 23 mm (3.36 x 1.85 x 0.91 in)
Weight	0.2 kg (0.44 lb)	0.2 kg (0.44 lb)
Connectors	2P Terminal Block x1, RJ45 x1, DC Jack x1	"2P Terminal Blockx1, RJ45 x1, DC Jack x1, PoE On/Off Switch x1"
Mounting	Wall mount / Din-rail(optional)	Wall mount / Din-rail(optional)
Casing	Metal	Metal
DIP Switch	--	PoE On/Off switch
Join Button	1~3 sec.: Link RX and TX 5~8 sec.: Disconnect RX and TX 10~15 sec.: Reset to default	1~3 sec.: Link RX and TX 5~8 sec.: Disconnect RX and TX 10~15 sec.: Reset to default
Environmental limits		
Operating Temperature	-20°C ~ 60°C (-28°F ~ 140°F)	-20°C ~ 60°C (-28°F ~ 140°F)
Storage Temperature	-20°C ~ 85°C (-28°F ~ 185°F)	-20°C ~ 85°C (-28°F ~ 185°F)
Operating Humidity	5% to 95% non-condensing	5% to 95% non-condensing
Storage Temperature	-20°C ~ 85°C (-28°F ~ 185°F)	-20°C ~ 85°C (-28°F ~ 185°F)
Relative Humidity	5% to 95% non-condensing	5% to 95% non-condensing
Regulatory/ Approvals		
EMC	CE, FCC, VCCI, C-Tick	CE, FCC, VCCI, C-Tick
Safety	EN62368-1	EN62368-1
MTBF	>50000 hours	>50000 hours
LEDs		
LAN	Ethernet status	Ethernet status
PWR	Power status	Power status
LINK	EPo2 RX and TX connection status	EPo2 RX and TX connection status
POE	PoE status	PoE status
DATA	Data transmission status over 2 wires cable	Data transmission status over 2 wires cable



Ordering Information

EPo2-V2 RX Adapter		EPo2-V2 TX Adapter	
	<p>2E11-110-RX-V2</p> <ul style="list-style-type: none"> • One EPo2 Terminal block port & one 10/100Mbps PoE PD port • Supports 30W/60W/90W PoE or 56VDC Input 		<p>2E10-110-TX-V2</p> <ul style="list-style-type: none"> • One EPo2 Terminal block port & one 10/100Mbps PoE port • 802.3 bt/at/af PoE output • Optional 56VDC Input

Optional Accessories

	<p>PA-150-065</p> <ul style="list-style-type: none"> • 100 ~ 240 VAC input, 56VDC/65W output 		<p>CH-100-V2</p> <ul style="list-style-type: none"> • 19", 1U 4-bay rack mount chassis • Support 4 set 2E11-110-RX-V2 with PA-150-065 power adapter only
	<p>PA-150-120</p> <ul style="list-style-type: none"> • 100 ~ 240 VAC input, 56VDC/120W output 		<p>CH-110-V2</p> <ul style="list-style-type: none"> • 19", 1U 8-bay rack mount chassis • Support 8 pcs 2E11-110-RX-V2 only

Related Product

90W bt PoE Switch			
	<p>C42-042-91-380</p> <ul style="list-style-type: none"> • 4-port Gigabit 90W bt PoE + 2-port Gigabit RJ45 • 380W power budget 		<p>C42-084-91-770</p> <ul style="list-style-type: none"> • 8-port Gigabit 90W bt PoE + 2-port Gigabit RJ45 + 2-port Gigabit SFP • 770W power budget