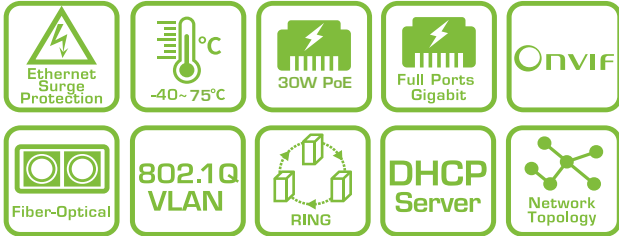


D62-084-30-DC

Industrial L2 PRO Gigabit PoE Switch
w/ 12~48VDC Input



The D62-084-30-DC are industrial-grade L2 PRO PoE switch, making them highly resilient in harsh weather conditions ranging from -40°C to 75°C. These switch offer robust outdoor connectivity, allowing seamless power and data supply to PoE PDs, such as outdoor IP cameras, wireless APs, and various other outdoor industrial applications.

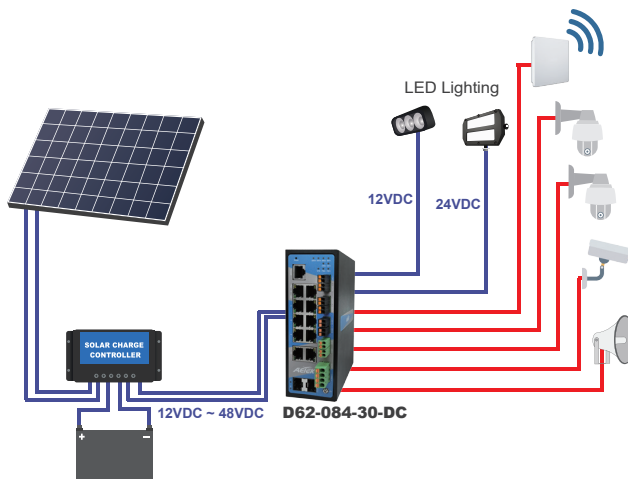
The D62-084-30-DC as power source equipment (PSE) to provide up to 30W PoE budget per port and additional 12v / 24v DC output ports to supply power to more networked devices. With multi-port Gigabit PoE (10M/100M/1G) capability, the D62-084-30-DC can efficiently transmit data and power to PoE PDs over a single network cable. Also, the D62-084-30-DC features SFP transceiver slots, enabling flexible uplink configurations.

In addition to the standard features of an L2 switch, including QoS, security, spanning tree, cable diagnostics, and SNMP v1/v2c/v3 support, this switch offers an exclusive web-based graphic user interface for IP video surveillance, making it easy for users to configure and manage their video systems. The GUI automatically generates a device list, network topology maps, cable diagnostics, and PoE management, further enhancing the efficiency and convenience of network operations.

Features

- Layer 2 Switch
 - 802.1d (STP), 802.1w (RSTP), 802.1s (MSTP)
 - Loop protection
 - SNMP v1/v2c/v3
 - QoS
 - VLAN
 - Ethernet cable length measurement
 - DHCP Server
- Network Topology System
 - Automatic discovery for ONVIF camera
 - Generates camera topology map automatically
 - Cable diagnostic & reboot camera remotely
 - PoE management
 - Topology view / Floor view / Google map
 - Monitor / Configure / Manage ONVIF camera thru web
- Flexible SFP transceiver ports for uplink
- Operating temperature between -40°C and 75°C
- Compliant IEEE802.3at 30W per port
- 12V / 24V DC output ports
- Supports 10/100/1000Mbps data rates
- IEEE 802.3az Energy Efficient Ethernet standard for green power

Applications



Device List

Show 10 entries

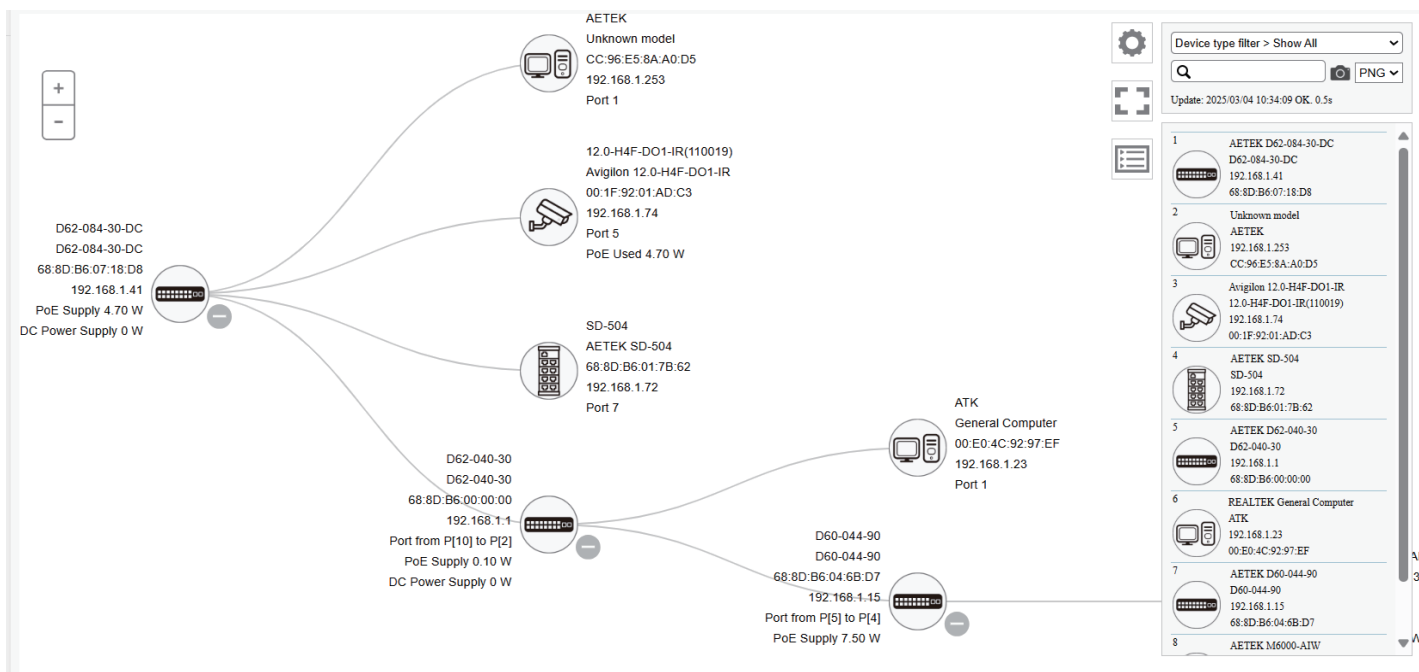
Status	Device Type	Model Name	Device Name	MAC	IP Address
Online	PoESW	H60-084-30-250	H60-8p @ 203 name	68:8D:B6:00:CB:00	192.168.10.203
Online	PoESW	H60-084-30-250	H60-8p @ 209 name	68:8D:B6:00:D1:00	192.168.10.209
Online	IPMX	M6000-AIW	M6000-AIW	68:8D:B6:01:E1:B1	192.168.10.165
Online	IP Camera	SNC-VB635	Sony	D8:D4:3C:DD:F5:C7	192.168.10.122
Online	IP Camera	WV-S1131	Panasonic_WV-S1131	BC:C3:42:71:79:D0	192.168.10.104
Online	IPSG	SD-504	SD-504	68:8D:B6:00:00:01	192.168.10.108
Online	PC	General Computer	FC2564	00:50:56:2D:FA:AC	192.168.10.201
Online	Others	Unknown model	Unknown name	04:D4:C4:2C:B5:EC	192.168.10.1
Online	Others	Unknown model	Unknown name	94:C6:91:5F:9E:EA	192.168.10.180
Online	PC	General Computer	MIS-TEMP-NB4	A0:A8:CD:26:FE:FD	192.168.10.192

Showing 1 to 10 of 29 entries

Previous 1 2 3 Next

[Edit](#)

Topology View



Google Map View

The Google Map View displays a map of a waterfront area with several device locations marked. A device dashboard is overlaid on the map, providing details for a specific device:

Device Dashboard

- Device Type:** PoE Switches
- Device Name:** D62-084-30-DC
- Model Name:** D62-084-30-DC
- MAC Address:** 68:8D:B6:07:18:D8
- IP Address:** 192.168.1.41
- Http Port:** 80
- PoE Supply:** 4.7 W
- PoE Used:** 4.7 W
- DC Power Supply:** 0 W, 0 A
- API Account:** admin
- API Password:** *****
- WAN Address:**
- WAN Port:**

Buttons: [Close](#), [Apply](#), [Upgrade](#), [PoE Config](#), [DC Config](#), [Dashboard](#), [Notification](#)

Device List (Right Panel):

- AETEK D62-084-30-DC (MAC: D62-084-30-DC, IP: 192.168.1.41, PoE Supply: 68:8D:B6:07:18:D8)
- General Computer AETEK (MAC: 192.168.1.233, CC:96:E5:8A:A0:D5)
- AETEK SD-504 (MAC: SD-504, IP: 192.168.1.72, PoE Supply: 68:8D:B6:01:7B:62)
- AETEK D62-040-30 (MAC: D62-040-30, IP: 192.168.1.1, PoE Supply: 68:8D:B6:00:00:00)
- AETEK D62-040-30 (MAC: D62-040-30, IP: 192.168.1.1, PoE Supply: 68:8D:B6:00:00:00)
- REALTEK General Computer ATK (MAC: 00:E0:4C:92:97:EF, IP: 192.168.1.23)
- AETEK D60-044-90 (MAC: D60-044-90, IP: 192.168.1.15, PoE Supply: 68:8D:B6:04:6B:D7)
- AETEK M6000-AIW

Floor Map View

Floor View

Home > Graphical Monitoring > Floor View

Device Dashboard

Device Type PoE Switches

Device Name D62-084-30-DC

Model Name D62-084-30-DC

MAC Address 68:8D:B6:07:18:D8

IP Address 192.168.1.41

Http Port 80

PoE Supply 4.7 W

PoE Used 4.7 W

DC Power Supply 0 W, 0 A

API Account admin

API Password *****

WAN Address

WAN Port

Device type filter > Show All

Floor-Plan(192.168.1.1)

Update: 2025/03/04 10:45:14 OK. 0.5s

- AETEK D62-084-30-DC
D62-084-30-DC
192.168.1.41
68:8D:B6:07:18:D8
General Computer
- AETEK
192.168.1.253
CC:96:E5:8A:A0:D5
- AETEK SD-504
SD-504
192.168.1.72
68:8D:B6:01:7B:62
- AETEK D62-040-30
D62-040-30
192.168.1.1
68:8D:B6:00:00:00
- Avigilon 12.0-H4F-DO1-IR
12.0-H4F-DO1-IR(110019)
192.168.1.74
00:1F:92:01:AD:C3
- AETEK D60-044-90
D60-044-90
192.168.1.15
68:8D:B6:04:6B:D7
- AETEK M6000-AIW

Device Dashboard

Device Dashboard

Device Type IP Cameras

Device Name 12.0-H4F-DO1-IR(110019)

Model Name 12.0-H4F-DO1-IR

MAC Address 00:1F:92:01:AD:C3

IP Address 192.168.1.74

Http Port 80

PoE Used 5.5 W

WAN Address

WAN Port

Device type filter > Show All

Update: 2025/03/04 10:03:29 OK. 0.8s

- AETEK D62-040-30
D62-040-30
192.168.1.1
68:8D:B6:00:00:00
- REALTEK General Computer
ATK
192.168.1.23
00:E0:4C:92:97:EF
- AETEK D62-084-30-DC
D62-084-30-DC
192.168.1.41
68:8D:B6:07:18:D8
- Avigilon 12.0-H4F-DO1-IR
12.0-H4F-DO1-IR(110019)
192.168.1.74
00:1F:92:01:AD:C3
- AETEK SD-504
SD-504
192.168.1.72
68:8D:B6:01:7B:62
- AETEK D60-044-90
D60-044-90
192.168.1.15
68:8D:B6:04:6B:D7
- AETEK M6000-AIW
M6000-AIW
192.168.1.73
68:8D:B6:35:63:38

Cable Diagnostics

Diagnostics

Device Type IP Cameras

Device Name 12.0-H4F-DO1-IR(110019)

Model Name 12.0-H4F-DO1-IR

MAC Address 00:1F:92:01:AD:C3

IP Address 192.168.1.74

Icon	Diagnostic
	AETEK D62-084-30-DC D62-084-30-DC 192.168.1.41 68:8D:B6:07:18:D8 Port: 10 <input checked="" type="checkbox"/> Connection ok Speed: 1G 0.00(m) <input checked="" type="checkbox"/> Cable Status ok
	AETEK D62-040-30 D62-040-30 192.168.1.1 68:8D:B6:00:00:00 Port: 1 <input checked="" type="checkbox"/> Connection ok Speed: 100M 6.00(m) <input checked="" type="checkbox"/> Cable Status ok
	Avigilon 12.0-H4F-DO1-IR 12.0-H4F-DO1-IR(110019) 192.168.1.74 00:1F:92:01:AD:C3

Device type filter > Show All

Update: 2025/03/04 10:40:28 OK. 0.7s

- AETEK D62-084-30-DC
D62-084-30-DC
192.168.1.41
68:8D:B6:07:18:D8
- Unknown model
AETEK
192.168.1.253
CC:96:E5:8A:A0:D5
- AETEK SD-504
SD-504
192.168.1.72
68:8D:B6:01:7B:62
- AETEK D62-040-30
D62-040-30
192.168.1.1
68:8D:B6:00:00:00
- Avigilon 12.0-H4F-DO1-IR
12.0-H4F-DO1-IR(110019)
192.168.1.74
00:1F:92:01:AD:C3
- AETEK D60-044-90
D60-044-90
192.168.1.15
68:8D:B6:04:6B:D7
- AETEK M6000-AIW
M6000-AIW
192.168.1.73
68:8D:B6:35:63:38

PoE Features

- IEEE802.3at (PoE+ 30W)
- Max. allowed 30W
- Port status table

PoE Port Configuration						
Local Port	PD Class	Power Used	Current Used	Priority	Port Status	
1	-	0.00 [W]	0 [mA]	high	No PD detected	
2	-	0.00 [W]	0 [mA]	high	No PD detected	
3	-	0.00 [W]	0 [mA]	high	No PD detected	
4	class0	2.65 [W]	50 [mA]	high	on	
5	-	0.00 [W]	0 [mA]	high	No PD detected	
6	-	0.00 [W]	0 [mA]	high	No PD detected	
7	-	0.00 [W]	0 [mA]	high	No PD detected	
8	-	0.00 [W]	0 [mA]	high	No PD detected	
Total		2.00 [W]				

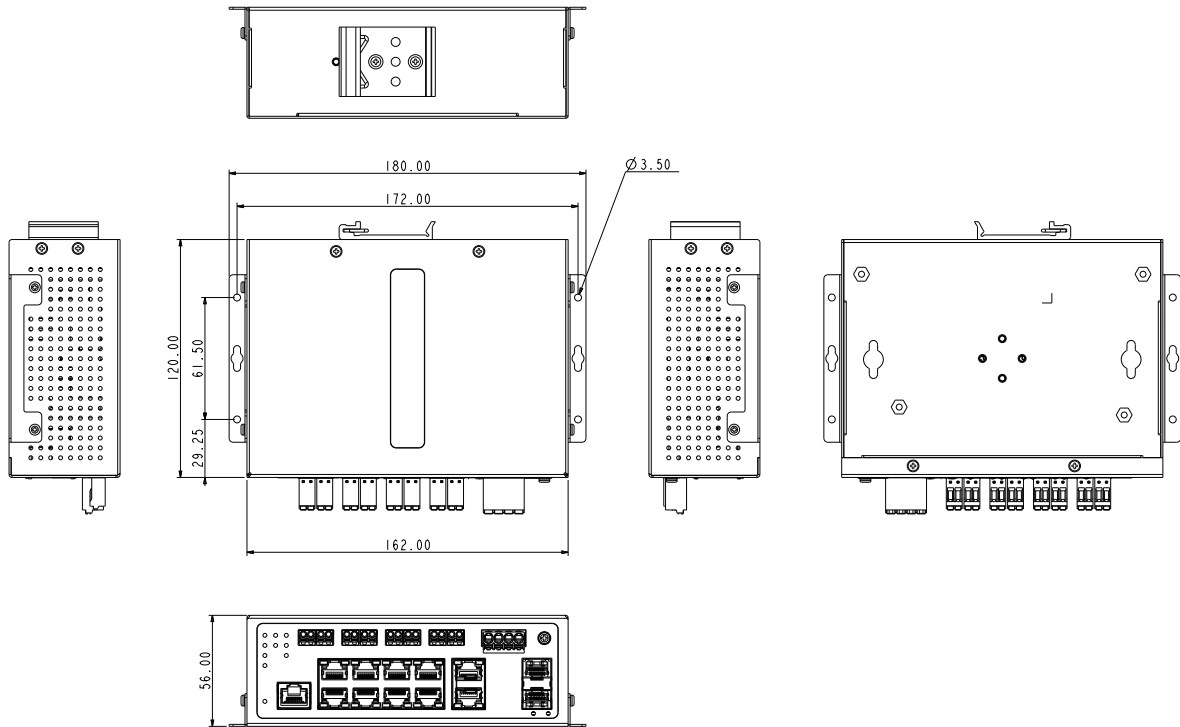
Specifications - Software

PoE Management	
Port Configuration	Supports per port PoE configuration function
PoE Scheduling	Supports per port PoE scheduling to turn on/off the PoE devices (PDs).
Auto-checking	Check the link status of PDs. Reboot PDs if there is no responses
Power Delay	The switch provides power to the PDs based on delay time when PoE switch boots up, in order to protect switch from misuse of the PDs.
IP Surveillance Graphical User Interface Specifications	
Automatic Discovery	Discover IP cameras complying ONVIF automatically
Topology View	Generate Topology maps to manage IP cameras
Floor view	It's easy to drag and drop PoE devices and help you to build smart workforces
Map view	Enhance efficiency to drag and drop devices and monitor surroundings on google map
Traffic Monitoring	Comprehensive chart to show traffic status
PoE Management	Reboot IP camera, Scheduling PoE on/off, alive checking, Power delay as PoE switch boots up, PoE configuration
Layer 2 Switching Specifications	
Spanning Tree Protocol	MAC Bridges Standard Spanning Tree (STP) 802.1d, Rapid Spanning Tree (RSTP) 802.1w, Multiple Spanning Tree (MSTP) 802.1s
IP/Mac Port Trunking	Link Aggregation Control Protocol (LACP) IEEE 802.3ad , Static aggregation.
VLAN	Supports up to 4K VLANs simultaneously (out of 4096 VLAN IDs), Port-based VLAN, 802.1Q tag-based VLAN
IGMP v1/v2 Snooping	IGMP limits bandwidth-intensive multicast traffic to only the requesters.
Layer 3 Switching Specifications	
DHCP Server	Assign IP to DHCP clients
Security	
IEEE 802.1X	IEEE802.1X: RADIUS authentication, authorization, MD5 hash, guest VLAN, single/multiple host mode and single/multiple sessions, Dynamic VLAN assignment
Port Security	Locks MAC addresses to ports, and limits the number of learned MAC address
Storm Control	Prevents traffic on a LAN from being disrupted by a broadcast, multicast, or unicast storm on a port
Loop Protection	To prevent unknown unicast, broadcast and multicast loops in Layer 2 switching configurations.
RADIUS/ TACACS+	Supports RADIUS and TACACS+ authentication. Switch as a client
QoS	
Classification	Port based, 802.1p VLAN priority based
Bandwidth Control	Ingress policer, Egress shaping and rate control, Per port
Management software	
Port Mirroring	Traffic on a port can be mirrored to another port for analysis with a network analyzer
IEEE 802.1ab (LLDP)	Used by network devices for advertising their identities, capabilities, and neighbors on an IEEE 802ab local area network
Web GUI Interface	Built-in switch configuration utility for browser-based device configuration
SNMP	SNMP version1, 2c, 3
Flow Control	The IEEE 802.3x standard for monitoring high speed switched networks. It gives complete visibility into the use of networks enabling performance optimization, accounting/billing for usage, and defense against security threats
Firmware Upgrade	Web browser upgrade HTTP and TFTP
NTP	Network Time Protocol (NTP) is a networking protocol for clock synchronization between computer systems over packet-switched
Other Management	System, HTTP, DHCP Client, Cable Diagnostics, Syslog, IPV4/IPV6 Management, SSH, Telnet

Specifications - Hardware

D62-084-30-DC	
Software function: NTS(Monitoring and management of surveillance)	
NTS Edge	support
NTS Server	support
Networking	
Total Gigabit Ethernet Ports	12
Gigabit Ethernet 802.3af/at PoE Ports	8
Gigabit Ethernet RJ45 Ports	2
Forwarding Capacity	17.856Mpps
Mac Table	8K
Jumbo Frames	9,216 Bytes
Switching Capacity	24 Gbps
Power	
Input Power	Dual 12-48V DC
Output Power per PoE Port	PoE IEEE 802.3af (Max. 15.4W) PoE+ IEEE 802.3at (Max. 30W)
Output PoE Power Pin Assignment	12(+), 36(-)
Output Power per DC Port	2 x 12V DC@2.5A 4 x 24V DC@1.25A
Standby Power Consumption	12V DC: 4.08W 24V DC: 4.32W 48V DC: 4.8W
Total Output Power Budget	12V DC: 80W 24V DC: 160W 48V DC: 240W
Power Efficiency	12V DC: 90.95% 24V DC: 94.88% 48V DC: 97.32%
ESD	Contact ±6 KV, Air ±8 KV
Surge Protection per PoE Port	Online Common mode : ±6 KV
Surge Protection for DC Power Output	Differential mode : ±1 KV
Surge Protection for DC Power Input	Differential mode : ±1 KV
Surge Protection for DI/DO Port	Differential mode : ±1 KV
Mechanical	
Dimensions (W x D x H)	56 x 120 x 162 mm (2.2 x 4.7 x 6.4 in)
Weight	1.05 kg (2.31 lb)
DI	Wet Contact: Logic level 1 : 5~12 Volts (10mA) Logic level 0 : 0~1 Volts
DO	24V DC/1A (Max)
Console	RJ45
Cooling Fan	Fanless
Mounting	Din-Rail / Wall Mount
Environmental limits	
IP Rating / IK Rating	IP30
Operating Temperature	-40°C ~ 75°C (-40°F ~ 167°F)
Storage Temperature	-40°C ~ 85°C (-40°F ~ 185°F)
Operating Humidity	5% ~ 95% non-condensing
Regulatory/ Approvals	
EMC	CE, FCC, VCCI, C-Tick
Surge	EN61000-4-5
Shock	IEC 60068-2-27
Free Fall	IEC 60068-2-31
Vibration	IEC 60068-2-6
MTBF	>50000 hours
Optional Accessories	
Industrial Power Supply	DRL-48V120W1EN : 48V/120W / DRL-48V240W1EN : 48V/240W / DRL-48V480W1EN : 48V/480W
SFP Module	SFP Module Model Table
Junction Box	JB-200

Dimensions



Optional Accessories

SFP Modules



SFP-ISX-X5
Industrial Gigabit SFP Transceiver

- MMF
- 0.5 km
- -40°C ~85°C



SFP-ISX-02
Industrial Gigabit SFP Transceiver

- MMF
- 2 km
- -40°C ~85°C



SFP-ILX-10
Industrial Gigabit SFP Transceiver

- SMF
- 10 km
- -40°C ~85°C



SFP-ILX-40
Industrial Gigabit SFP Transceiver

- SMF
- 40 km
- -40°C ~85°C

Industrial Power Supply



DRL-48V120W1EN
Indoor Industrial Din Rail Power Supply,
48V/120W



DRL-48V240W1EN
Indoor Industrial Din Rail Power Supply,
48V/240W



DRL-48V480W1EN
Indoor Industrial Din Rail Power Supply,
48V/480W

Pole Mount



AT-100
Pole Mount Adapter



AT-101
Pole Mount Adapter

Corner Mount



AT-200
Corner Mount Adapter

Junction Box



JB-200
Junction Box